

Decorator's "Traditional" Door Styles and Hardware Selection Guide



CUSTOM DESIGNED BY

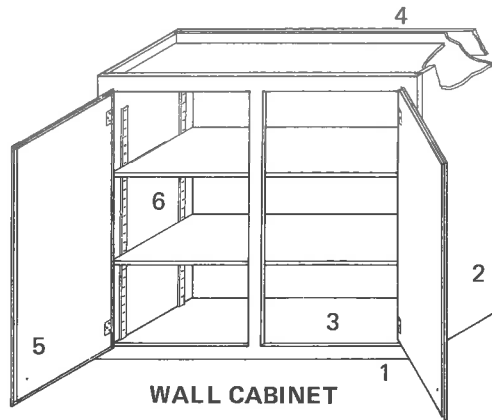
CUSTOM BUILT BY

CRAFT-MAID
custom
Kitchens

READING, PA. 19606

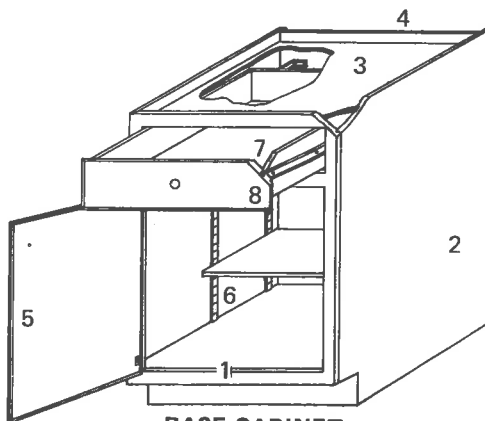
Manufactured in the heart of Pennsylvania Dutch
Country where high quality craftsmanship still exists

Traditional Series ARCHITECTURAL SPECIFICATIONS



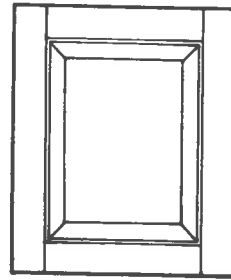
WALL CABINET

- 1 - FRONT FRAMES — 3/4" x 1 1/2" solid stock, mortise and tenon joint for maximum squareness and strength.
- 2 - CABINET ENDS — 1/2" birch veneered. Finished exposed ends veneered in the wood species ordered. Machined to enter groove in front frame and to receive cabinet top, bottom and back. All finished sides are flush with front frame.
- 3 - SUB-TOP AND BOTTOM — birch veneered, 1/2" thick which adds to the rigidity of construction and insures squareness of each unit.
- 4 - BACKS — 1/4" plywood, birch veneered.
- 5 - DOORS — solid wood or lumber core depending upon the style selected.
- 6 - SHELF STANDARDS — showcase type with 1/2" adjustability.
- 7 - DRAWER SIDE — blind, french-dovetailed for greater strength.
- 8 - DRAWER SLIDE — self-closing with positive stop and easy release. Each drawer has 4 nylon rollers turning on genuine ball bearings. Designed for long wear and finger-tip operation.
- 9 - HARDWARE — a fine selection of door and drawer hardware is available in your choice of pattern and finish.
- 10 - INTERIOR — veneers on tops, bottoms and backs are natural furniture grade birch.
- 11 - FINISH — cabinets are finished in an assortment of beautiful natural wood finishes. Hand applied and wiped oil penetrating stains are first applied, followed by a vinyl sealer. When dry, the sealer is hand-rubbed to satin-smoothness and finished with catalyzed varnish, a unique material of remarkable toughness and wearing qualities that provides resistance to most chemicals found in the home.




BASE CABINET

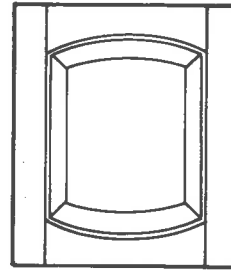
Select the Craft-M door style to crea




GEORGETOWN
cm #10




CATHEDRAL
cm #20



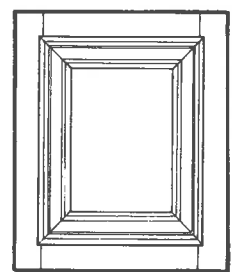
AMERICAN HERITAGE
cm #40




MARINER
cm #90



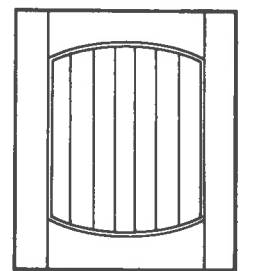
WINDSOR
cm #80




CRUSADER
cm #70



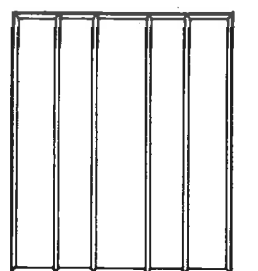
CONCORD
cm #16



VILLAGER
cm #40VGP



GRANADA
cm #2060




PENNSYLVANIAN
(deep v-grooved batten)
cm #101 v-joint


39 Hand-Rubbed Oil Base Stain Co

WOODS AVAILABLE: CHERRY, OAK, BIRCH,


laid "Traditional" e your own decor




MT. VERNON
cm #2020




RIVIERA
cm #30




GOTHIC
cm #100




PARISIAN
cm #50



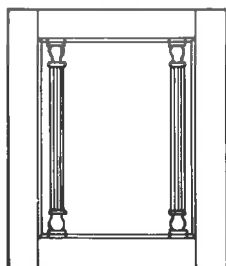
VALLEY FORGE
cm #25




WILLIAMSBURG
cm #15



MEDITERRANEAN
cm #4060



GRECIAN
cm #1060



MODERN
cm #104

These door styles are available in either 4/4 or 5/4 thickness; also available in TRADITIONAL SERIES (lipped) or BEADED INSET SERIES (flush inset) cabinet construction. (Styles 101 and 104 available lipped 4/4 only)

Many RAISED PANEL door styles are also available in the EUROPEAN SERIES with FULLY CONCEALED HINGES.

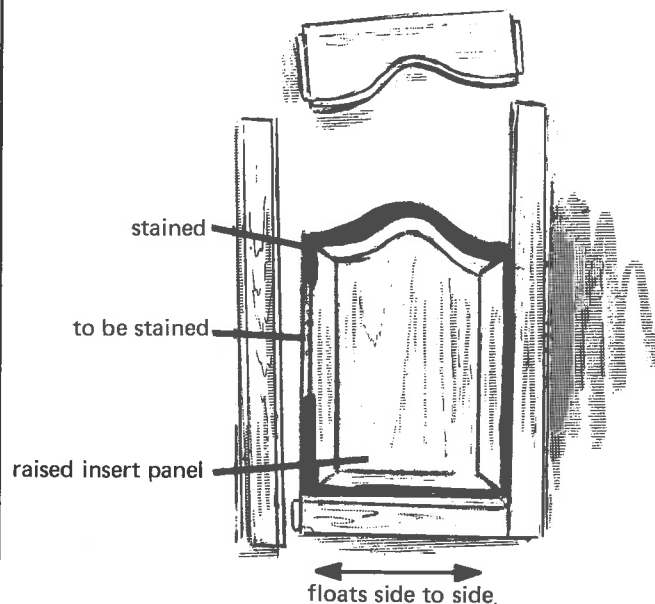
HIGH QUALITY FURNITURE FINISHES

Every Raised Panel door is constructed of premium grade solid wood. Craft-Maid's door department maintains the highest standards of quality as each door is individually hand-crafted.

In a unique process, the outer edges of the raised insert panel are stained prior to assembly as illustrated below.

Each door is constructed to allow this raised, solid wood insert panel to "float" from side to side within the door frame as the temperature and humidity in your home changes seasonally.

This staining process allows the raised insert panel to "float" without seeing the typical "white line" of unstained areas of wood as seasonal changes occur.



ors and Unlimited Custom Finishes

NOTTY PINE, WORMY CHESTNUT OR WALNUT

CRAFT-MAID CABINET HARDWARE

#58

Pull 743 CW or AE
Backplate 744 AE



Knob 746 CW or AE
Backplate 747 AE



Knob 638



Knob 709 AE
Backplate 703 AE



Pull 6334 AE
Backplate 6335 AE



Knob 274 AE
Backplate 6331 AE



Knob 725



Knob 724
Backplate 703 AE



Pull & Backplate 176C AE or AS



Knob 776 AS or AE



Knob 508 CB



Pull 485 CB



Pull 6368 AE or AS
Backplate 6362 AE or AS




Pull 6364 AE or AS
Backplate 6365 AE or AS



Pull 6342 AE
Backplate 6343 AE



Pull 6340 AE
Backplate 6341 AE



Knob 6360 AS or AE
Backplate 6362 AS or AE



Thumb Latch 578 AE

Thumb Latch 6475 AE

Pull 6474 AE


Pull 897 AE




Shown above — Standard Traditional Series Hardware

Shown below — Standard European Series Hardware (except as noted)

Pull 735 AS



Oak Pull 575



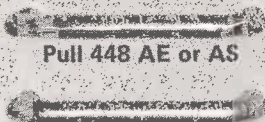
Knob 114 AE
Additional Cost



Pull 1054 AS



Pull 448 AE or AS



Pull 407 Oak or Walnut



Additional Cost

All European Series Hardware Available on Traditional Series at Extra Cost

Optional # 893 Finger Groove (Milano Only) — No Additional Cost
Optional # 125 Round 1 1/4" Round Wood Knob — No Additional Cost

LIMITED WARRANTY - Craft-Maid warrants the Craft-Maid cabinet to the original consumer purchaser which this warranty accompanies to be free from defects in workmanship and material during the warranty period. This warranty sets forth our total warranty commitment. We will not assume nor authorize any person to assume for us, any other liability in connection with the sale of Craft-Maid products. LENGTH OF WARRANTY - One year from date of delivery to the original consumer purchaser or 15 months from date of manufacture. DEFECTIVE PARTS - During the warranty period, all defective materials will be replaced by Craft-Maid at no charge to you except for cost of removal, transportation and installation. MIS-USE OF CABINETS - This warranty does not apply to any cabinet which is mis-used, altered or improperly installed.