



RAUVISIO TERRA

Soft, Textured Woodgrain HPL

RAUVISIO terra™ is an extremely durable, deeply textured, surface made from HPL rather than melamine paper. Our components feature double-sided woodgrain with matching edgeband. The RAUVISIO terra laminates are laminated onto MDF or particleboard. Both top and bottom laminate sheets are identical and perfectly balanced.



Soft touch



Deeply embossed



Anti-fingerprint



Impact resistant



Zero-joint technology



Surfaces and edgeband perfectly matched



Heat and humidity resistant



Warp resistant



Whiskey Oak

4511



Mountain Oak

4512



Vineyard Oak

4526



Mission Maple

4520



Lakefront Elm

4539



East Elm

4548



Loft Oak

4517



Northern Oak

4574



Craft Elm

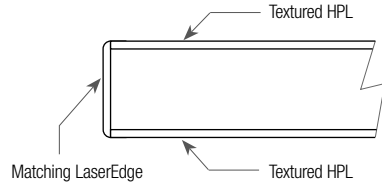
4538




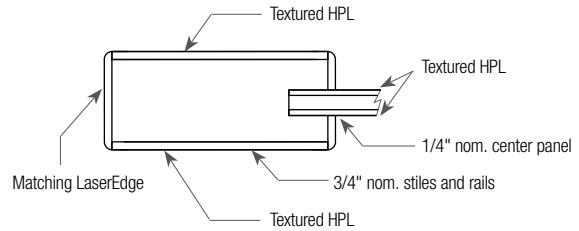
Coastal Oak

4543

Slab profile



Shaker profile



Profile Specifications

Appearance	Natural wood
Door style	Slab, shaker and 3-piece
Design style	Modern, contemporary
Construction	PUR or PVA laminated face and back, REHAU LaserEdge
Shaker stiles and rails	2 1/2, 2 3/4 and 3 in (63.5, 69.8 and 76.2 mm)
3-piece stiles and rails	2 1/2, 2 3/4 and 3 in (63.5, 69.8 and 76.2 mm)
Face material	Deep embossed HPL, multiple colors
Back material	Deep embossed HPL, matching color
Edgeband	REHAU LaserEdge, matching color
Core	Super-refined MDF or particleboard
Grain direction	Choose vertical or horizontal (not cabinet matched)
Board thickness	13/16 in (21 mm)

Size Parameters

Minimum	3 x 5 in (76.2 x 127 mm)
Maximum	50 x 119 in (1270 x 3022.6 mm)
Minimum shaker	6 x 12 in (152.4 x 304.8 mm) using 2.75 in. rails
Minimum 3-piece	6 x 12 in (152.4 x 304.8 mm) using 2.75 in. rails

Edgebanding Profile

Top edge	1.5 mm radius
Bottom edge	1.5 mm radius
Edgeband finish	Textured, color matched

Refacing Options

PSA sheet	51 x 120 x .04 in (1300 x 3050 x 1 mm) HPL sheet with pre-applied adhesive
-----------	---

Accessory Products

1/4 in. thick components	Cut-to-size with raw edges
Integrated handle	1 17/64 and 5/64 in (32 and 2 mm)

**Board Specifications**

RAUVISIO terra is flat laminated to a high-quality engineered MDF or particleboard core. An engineered core provides a stable, consistent substrate, virtually eliminating warping.

Edgeband Specifications

All components are edgebanded with REHAU LaserEdge, which provides a seamless joint that is extremely heat and moisture resistant. The result is a seamless board that looks like a solid piece of wood.

Cleaning and Care

Clean with a damp microfiber cloth and with a mild soap if needed. While the matte textured surface is scratch resistant, it should never be dry-wiped. Solvent-based cleaners and harsh chemicals should be avoided. Do not use brushes or scouring pads. REHAU is not responsible for any damage done by abrasive cleaning products or procedures.

Protective Coat

There is no protective peel coat on RAUVISIO terra products.