

Glass.  
A kitchen for real life.






## RAUVISIO CRYSTAL Polymer Back-painted Glass

RAUVISIO crystal™ gives all the beauty of back-painted glass with none of the drawbacks. It can be cut and drilled with normal woodworking tools, and doesn't require an aluminum frame. Our components feature matching duo-design laser edgeband. The RAUVISIO crystal glass acrylic surfaces are laminated onto super-refined MDF using specially formulated PUR glue in a clean room environment to ensure optical grade reflective quality and perfectly balanced panels. RAUVISIO crystal matte is also available.



10x more break resistant



Scratch resistant



Normal woodworking tool processing



No aluminum frame



Intense color depth



Zero-joint technology



Surfaces and edgeband perfectly matched



Heat and humidity resistant




Warp resistant



Marker board with no ghosting




Chalk easily writes then wipes



*Bianco* High-gloss V2778  
Matte 1696L



*Perla* High-gloss V2892  
Matte 1697L



*Magnolia* High-gloss 73703  
Matte 1698L




*Corniola* High-gloss 1683L  
Matte 1699L



*Fumo* High-gloss 1686L  
Matte 1702L




*Sabbia* High-gloss 1687L  
Matte 1703L




*Menta* High-gloss 1684L  
Matte 1700L



*Azzurro* High-gloss 1685L  
Matte 1701L



*Nebbia* High-gloss 1910L  
Matte 1911L



*Zucchero* High-gloss 1923L



*Moro* High-gloss 1753L



**Board Specifications**

RAUVISIO crystal is flat laminated to a high-quality super-refined engineered MDF core. An engineered core provides a stable, consistent substrate, virtually eliminating warping.

**Edgeband Specifications**

**RAUVISIO crystal high-gloss** components are edgebanded with duo-design REHAU LaserEdge, providing a extremely heat and moisture-resistant seamless joint. The duo-design laser REHAU LaserEdge has a 2.0 mm clear layer at the top to match the 2.0 mm crystal glass laminate sheet with an invisible functional layer allowing the glass effect to continue all the way to the edge.

**RAUVISIO crystal matte** components are edgebanded with our matching elegant matte REHAU LaserEdge, providing a extremely heat and moisture-resistant seamless joint. Elegant matte REHAU LaserEdge is trimmed at 45°, giving a glossy chamfered edge just like real frosted glass when cut, or you can choose a traditional radius edge. The bottom edge is a typical radius to give a proper appearance against the cabinet.

**Cleaning and Care**

Clean with a damp microfiber cloth and with a mild soap if needed. RAUVISIO crystal has a very hard, scratch-resistant finish. However, solvent-based cleaners and harsh chemicals should be avoided. Avoid abrasive cleaners, solvent based cleaners and harsh chemicals. Do not use paper towels, brushes or scouring pads. REHAU is not responsible for any damage done by abrasive cleaning products or procedures.

**Protective Coat**

A protective peel coat is applied to the top of the frosted glass matte surface, as well as to the edgebanded sides. Do not expose peel coat to direct sunlight before removal. Remove promptly after installing cabinet but prior to mounting decorative hardware. To remove peel coat, use rubber fingertips or our peel coat removal tool.

---

**Design Awards**



reddot design award  
honourable mention 2013