

Door/Drawer Styles

All doors are standard at 4/4 thickness (3/4" finished thickness). 5/4 thickness (1" finished thickness) available as indicated. Please specify when desired. Butt doors are available at no additional cost and must be specified on order. All Raised Panel Doors where applicable are available with a Solid Wood or MDF flat panel at no additional cost.

Any current Conestoga Door is available (such as mitered doors). Contact factory for pricing.

Note: All Stiles and Rails are 2 - 3/8" wide unless otherwise indicated. Wider width stiles and rails are available at additional cost. Doors over 47 - 15/16" high must have two panels in height (to be guaranteed) and are charged 2 Door Style Premiums.

Lip Options			
FC2 R2 DS2	B2 V2 M2	C2 Square Cove	H2 E2 lip (5/4 only) 1/8"Roundover
Raise Profile			
G-Cove Florentine #1 Ambassador Buckingham (Hand Shaped corners)	Convex Florentine #2 French Country Flat Panel w/1-1/2" Bead	Slant Monroe 1 Step Raise	Large G-Cove Flat Panel 2 Step Raise
Framing Bead			
French Country Victorian Elegant Square Artistic	4/4 Regular Manor House Cascade Tuscany Elite "S" Bead - Stain Only	Classic Beveled Edge Executive Step Bead 2-Step Bead 3-Step Bead Monroe - 3/8" Bead	#2000 Florentine Step Bead Carnegie - 5/16" Bead 30° Slant Palermo Bradford - 5/4 Only
Available Wood Species			
Alder Beech White Birch Red Birch Paint Grade Clear Pine	Red Oak White Oak Cherry Knotty Cherry Lyptus Knotty Pine	Quarter Sawn Red Oak Quarter Sawn White Oak Rift Cut Red Oak Knotty Butternut	Select Pine Mahogany Maple Walnut *Heart Pine *Wormy Chestnut

Drawer Styles

Raised Drawer

Available Raises: Slant, Ambassador, G Cove, and Convex

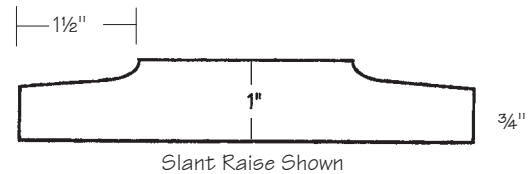

Minimum Height: 4 1/8"

Available Lip Options: B2, C2, DS2, H2, OSR, V2, Square

Drawer Premium:

4/4 - \$54

5/4 - \$78



French Country

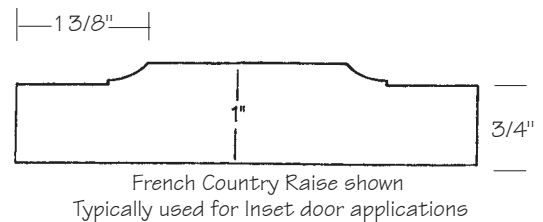

Minimum Height: 4 1/8"

Available Lip Options: B2, C2, DS2, H2, OSR, V2, Square, FC2

Drawer Premium:

4/4 - \$54

5/4 - \$78



Slab - 4/4

Minimum Height: 2 1/2"

Available Lip Options: B2, C2, DS2, H2, OSR, V2, Square, R2, FC2

Drawer Premium: \$30

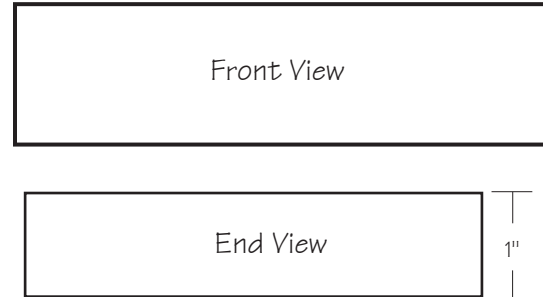


Slab - 5/4

Minimum Height: 2½"

Available Lip Options: B2, C2, DS2, H2, OSR, V2, Square

Drawer Premium: \$54



Florentine

Matches Florentine Door Raise

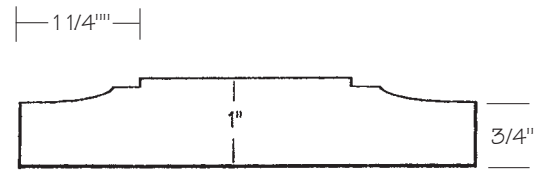

Minimum Height: 3 3/4"

Available Lip Options: B2, C2, DS2, H2, OSR, V2, Square, R2

Drawer Premium:

4/4 - \$54

5/4 - \$78



Florentine Raise shown
Matches Florentine Door Raise

Florentine - 5 Piece

Available Frame Profiles: Florentine only

Available Raises: Solid Wood Flat Panel only

Minimum Height: 5-7/8"

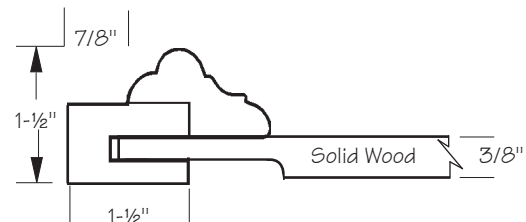

Not Available in Heart Pine, Walnut and Wormy Chestnut

Available Lip Options: B2, C2, DS2, H2, OSR, V2, Square, R2

Drawer Premium:

4/4 - \$139

5/4 - \$165



Drawer Styles

Flat Panel - 5 Piece

Available Frame Profiles: All

Available Raises: Solid Wood Flat Panel only

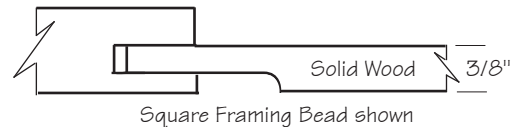

Minimum Height: 4 1/8"

Options Available:

* 1-1/2" Stiles and rails or

* 1-1/2" Rails with stiles the same width as the door style, so doors and drawers align.

Available Lip Options: B2, C2, DS2, H2, OSR, V2, Square, R2, FC2



Drawer Premium:

4/4 - \$88

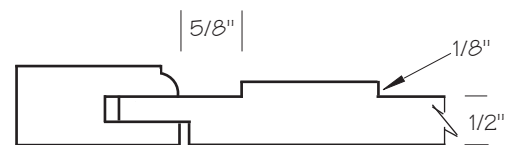

5/4 - \$109

English Country - 5 Piece

Regular Frame Bead only

Minimum Height: 3 3/8"

Available Lip Options: B2, C2, DS2, H2, OSR, V2, Square, FC2



Drawer Premium:

4/4 - \$88


5/4 - \$109

Victorian or Canterbury 5 Piece

Solid Wood Flat Panel only

Minimum Height: 5 5/8"

Not Available in Heart Pine, Walnut and Wormy Chestnut



Drawer Premium:

4/4 - \$139

5/4 - \$164

****American Heritage #40**

Minimum Height: 9-1/4" Minimum Width: 8-1/2"

Door Premium

4/4 – \$162 each

5/4 – \$205 each

Raise Profiles Available


G-Cove	Florentine #2	French Country
Convex	Flat Panel	1 Step Raise
Slant	Ambassador	2 Step Raise
Monroe	Large G-Cove	

Framing Beads Available

4/4 Regular	Square	"S" Bead
Elegant	Artistic	2 Step Bead
Cascade	3 Step Bead	30° Slant



Door Profile



Note: When the door is painted with a flat panel, an MDF center panel will be used to minimize warpage.

Biddle #8500

Minimum Height: 10 3/8" Minimum Width: 10 3/8"

All stiles and rails are 2 3/4 wide.

"Two step" raised panel with executive "three step" framing bead.

Optional five piece drawer is available.

Door Premium

4/4 – \$158 each

5/4 – \$201 each

Drawer Premium (Slab)

4/4 – \$30 each

5/4 – \$54 each

Drawer Premium (Five Piece)

4/4 – \$88 each

5/4 – \$109 each

Raise Profiles Available


2 Step Raise

Framing Beads Available

3 Step Bead



Door Profile



**See Drawer Front Styles

Biscotti #360

Available in 5/4 only.

All Stiles and Rails are 3-1/2".

Available only in European Frameless.

All wood species and finishes are available.

Door Premium

5/4 – \$193 each

Drawer Premium 5/4

5/4 Slab – \$54 each

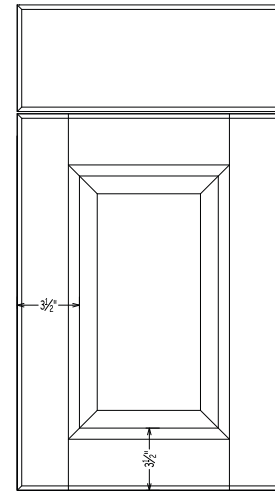
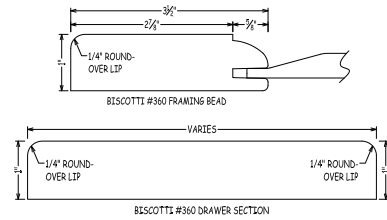
5/4 5 Piece Flat Panel – \$118 each

Raise Profiles Available

Biscotti Slant

Framing Beads Available

Biscotti



Bradford #7400

Minimum Height - 8 1/2"

Minimum Width - 8 1/2"

Available in 5/4 only.

All Stiles and Rails are 2-5/16" wide solid wood flat panel with Bradford framing bead.

Door Premium

5/4 – \$186 each

Drawer Premium (Slab)

5/4 – \$54 each

Drawer Premium (5 Piece)

(1 1/2" Rails, specify Stile Width)

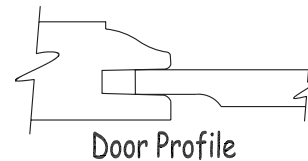
5/4 – \$116 each

Raise Profiles Available

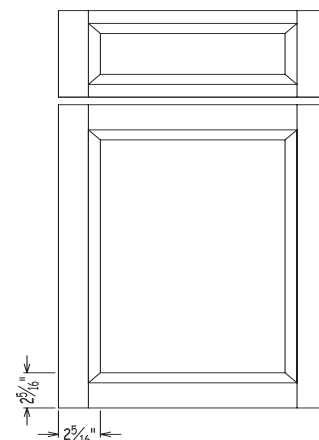
Flat Panel

Framing Beads Available

Bradford



Door Profile



Note: When the door is painted with a flat panel, an MDF center panel will be used to minimize warpage

**See Drawer Front Styles

CRAFT - MAID KITCHENS INC.

501 South Ninth Street, Reading, PA 19602 • Phone 610-376-8686 • Fax 610-376-6998

Brown Stone #3500

Minimum Height: 7-1/2"

Minimum Width: 7-1/2"

Brown Stone is a flat panel door with moulding applied around the flat panel with 2-5/16" stiles and rails.

Flat Panel is veneered MDF.

Moulding has mitered corners.

Optional five piece drawer head available (minimum height 5 5/8").

Door Premium

4/4 - \$261 each

5/4 - \$304 each

Drawer Premium (Slab)

4/4 - \$30 each

5/4 - \$54 each

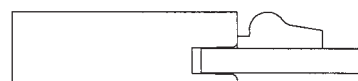
Drawer Premium (Five Piece)

4/4 - \$188 each

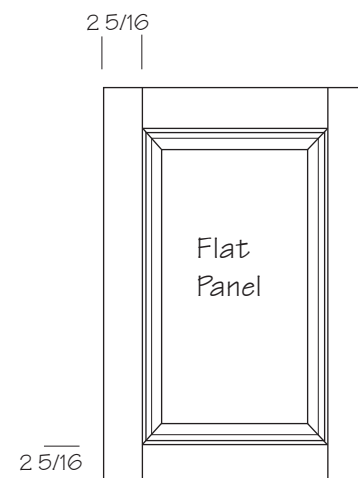
5/4 - \$220 each

Raise Profiles Available: Flat Panel (Veneered)

Framing Beads Available: Brown Stone



Door Profile



Note: Brown Stone Door is stain only.

Buckingham #5500

Minimum Height - 11 3/4"

Minimum Width - 11 3/4"

Minimum door size with small corner profile (same as drawer)
9 1/2" x 9 1/2".

Drawer front - one piece solid raised front with Buckingham profile (minimum drawer front size 4 7/8" x 4 7/8").

Door - Five piece solid raised panel door with Buckingham profile on raised panel.

Door Premium

4/4 - \$228 each

5/4 - \$271 each

Drawer Premium (Raised)

4/4 - \$138 each

5/4 - \$162 each

Raise Profiles Available: Buckingham - Slant

Framing Beads Available

4/4 Regular Square

"S" Bead

Elegant Artistic

2 Step Bead

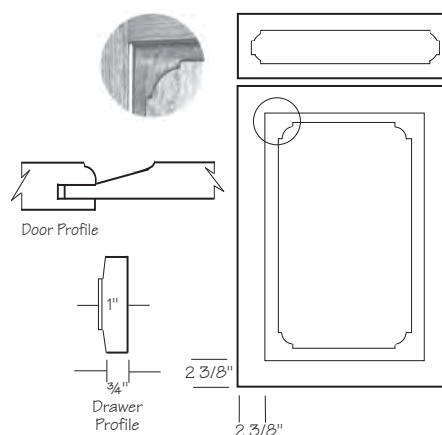
Cascade 3 Step Bead

30° Slant

Step Bead Executive II

Step Framing 1

Note: All radius corners are hand sculptured, so variations will occur.



Canterbury #9500

Minimum Height: 7-1/2" Minimum Width: 7-1/2" (Single Panel)

Canterbury is a slab drawer with moulding applied to the outer edges and a solid wood flat panel door with moulding applied around the flat panel (single or double panels, depending on width).

Door and drawer mouldings have mitred corners.

Optional five piece drawer head available (minimum height 5 5/8")

See drawer front styles.

Door Premium

4/4 – \$282 each 5/4 – \$325 each

Drawer Premium (Slab with Moulding)

4/4 – \$97 each

Door Width/Number of Panels

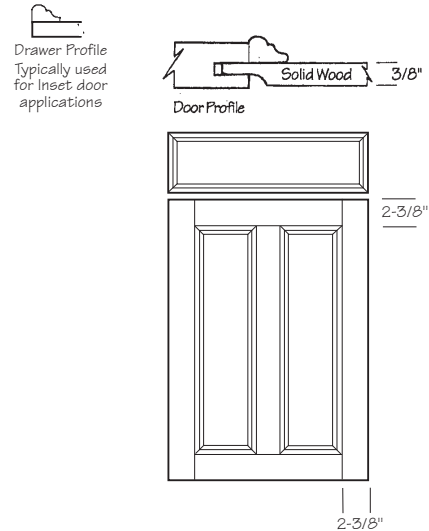
Under 13" – Single Panel 13" and Over - Double Panel

Drawer Premium (Five Piece)

4/4 – \$139 each 5/4 – \$164 each

Raise Profiles Available: Flat Panel

Framing Beads Available: Victorian



Note: When the door is painted with a flat panel, an MDF center panel will be used to minimize warpage.

Carnegie #8600

Minimum Height: 7" Minimum Width: 7"

Carnegie is a five piece door with a recessed flat panel and a 5/16" bead framing bead.

2 3/4" Stiles and Rails

Door Premium

4/4 – \$230 each 5/4 – \$273 each

Drawer Premium (Slab)

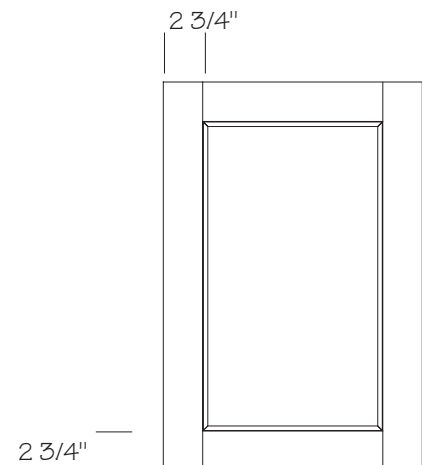
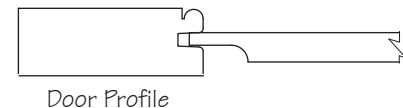
4/4 – \$30 each 5/4 – \$54 each

Drawer Premium (Five Piece)

4/4 – \$88 each 5/4 – \$109 each

Raise Profiles Available: Flat Panel

Framing Beads Available: Carnegie (5/16" bead)



Note: When the door is painted with a flat panel, an MDF center panel will be used to minimize warpage.

**Cathedral #20

Minimum Height: 8-3/4"

Minimum Width: 8-1/2"

Door Premium

4/4 – \$134 each

5/4 – \$177 each

Raise Profiles Available

G-Cove	Florentine #2	French Country
Convex	Flat Panel	1 Step Raise
Slant	Ambassador	2 Step Raise
Monroe	Large G-Cove	

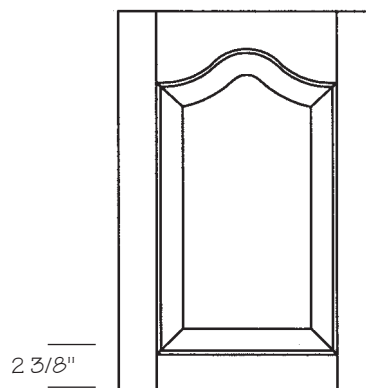
Framing Beads Available

4/4 Regular	Square	"S" Bead
Elegant	Artistic	2 Step Bead
Cascade	3 Step Bead	30° Slant



Door Profile
Regular Framing Bead and Slant Raise shown

2 3/8"



2 3/8"

Note: When the door is painted with a flat panel, an MDF center panel will be used to minimize warpage.

**Classic #1035

Minimum Height: 9-3/4"

Minimum Width: 9-3/4"

Door Premium

4/4 – \$143 each

5/4 – \$186 each

Raise Profiles Available

G-Cove	Florentine #2	French Country
Convex	Flat Panel	1 Step Raise
Slant	Ambassador	2 Step Raise
Monroe	Large G-Cove	

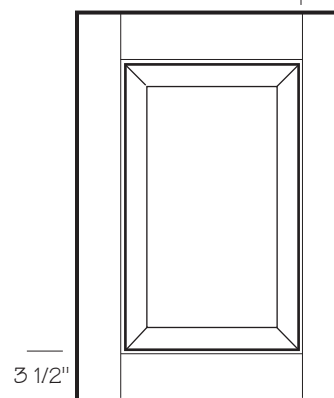
Framing Beads Available

4/4 Regular	Square	"S" Bead
Elegant	Artistic	2 Step Bead
Cascade	3 Step Bead	30° Slant



Door Profile

3 1/2"



3 1/2"

Note: When the door is painted with a flat panel, an MDF center panel will be used to minimize warpage.

**See Drawer Front Styles

CM-505

Minimum Height: 6"

Minimum Width: 6"

Door Premium

4/4 – \$204 each

Drawer Premium

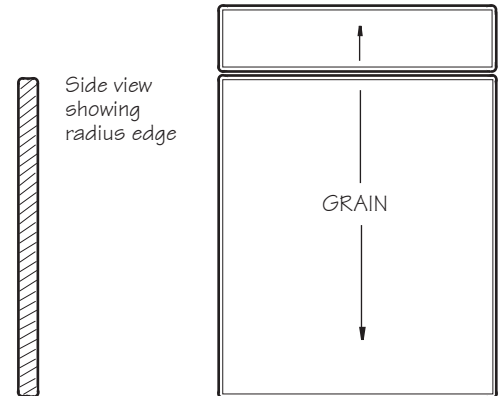
4/4 – \$169 each

Lip Options: Radius only (see door profile)

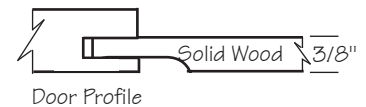
Wood Species:

Beech	Maple	Cherry	Red Oak
Walnut	Clear Pine	Mahogany	Paint Grade

Also available in Exotic Veneers.



This is the only door style available with the High Gloss Polyurethane Finish.



Colonial #4000

Minimum Height: 7-1/2"

Minimum Width: 7-1/2"

Colonial is a slab drawer and a single solid wood flat panel door. Optional five piece drawer head available (minimum height 4 1/2"). See drawer front styles.

Door Premium

4/4 – \$128 each

5/4 – \$171 each

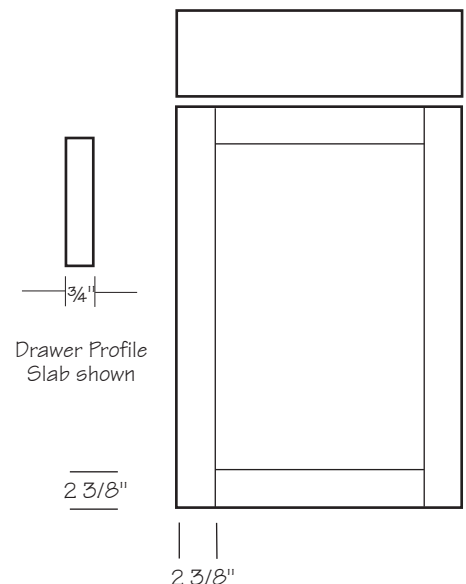
Drawer Premium (Slab)

4/4 – \$30 each

5/4 – \$54 each

Raise Profiles Available: Flat Panel

Framing Beads Available: Square



Note: When the door is painted with a flat panel, an MDF center panel will be used to minimize warpage.

Como #340

Minimum Height: 10-1/8" Minimum Width: 10-1/8"

Como is a 3/4" thick flat panel door with 3 3/4" stiles and rails.

Chamfer on interior edges of stiles only.

Slight radius on outer edge of stiles and rails.

Slab drawer front only.

Not available in 5/4.

Available as frame only door.

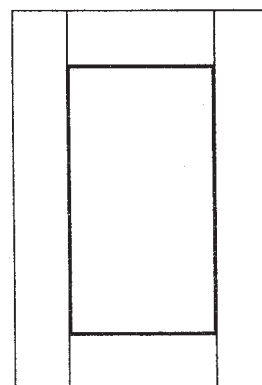
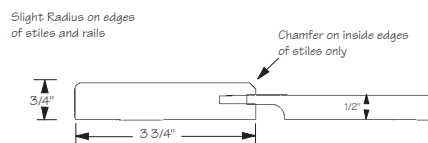
Not available with Mullions.

Door Premium

4/4 – \$169each

Drawer Premium (Slab)

4/4 – \$30 each



**Concord #16

Minimum Height: 10-5/8" Minimum Width: 10-5/8"

Colonial is a slab drawer and a single solid wood flat panel door.

Optional five piece drawer head available (minimum height 4 1/2").

See drawer front styles.

Door Premium

4/4 – \$170 each

5/4 – \$213 each

Raise Profiles Available

G-Cove

Slant

Framing Beads Available

4/4 Regular

Square

"S" Bead

Elegant

Artistic

2 Step Bead

Cascade

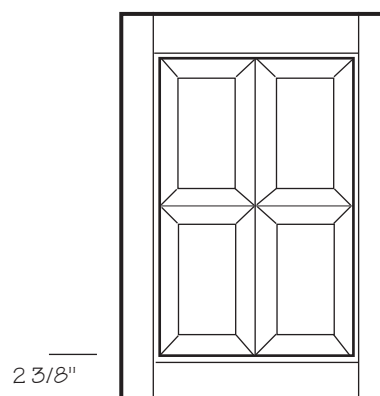
3 Step Bead

30° Slant



Door Profile
Regular Framing Bead and Slant Raise shown

2 3/8"



**See Drawer Front Styles

Dresden #350

Minimum Height: 10-1/8" Minimum Width: 10-1/8"

Available in 4/4 or 5/4.

All Stiles and Rails are 3".

All wood species and finishes are available.

Door Premium

4/4 – \$170 each

5/4 – \$213 each

Drawer Premium

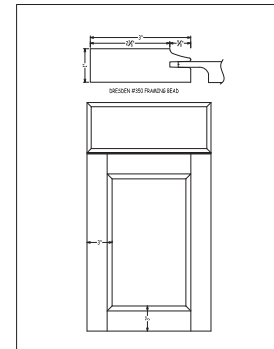
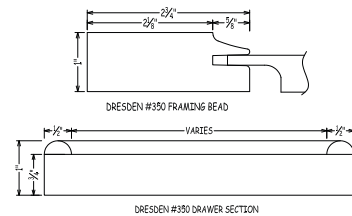
4/4 – \$139 each

5/4 – \$164 each

Drawer Premium (Slab): \$54.00

Raise Profiles Available: Flat Panel

Framing Beads Available: Dresden



Door Profile

Dupont #8300

Minimum Height: 7-1/2" Minimum Width: 7-1/2"

All stiles and rails are 2-3/4" wide.

Solid wood flat panel with executive step framing bead.

Optional five piece drawer is available.

Door Premium

4/4 – \$131 each

5/4 – \$174 each

Drawer Premium (Slab)

4/4 – \$30 each

5/4 – \$54 each

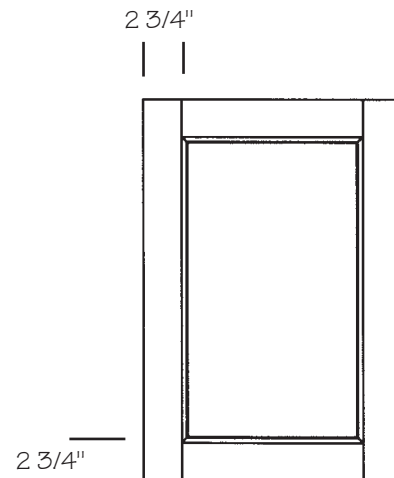
Drawer Premium (Five Piece)

4/4 – \$88 each

5/4 – \$109 each

Raise Profiles Available: Flat Panel

Framing Beads Available: Executive Step



Note: When the door is painted with a flat panel, an MDF center panel will be used to minimize warpage.

English Country #7000

Minimum Height: 7-1/2" Minimum Width: 7-1/2" (Single Panel)

English Country is a five piece raised panel drawer and a raised panel door, single, double or triple panel depending on width.

Door Premium

4/4 - \$150 each

5/4 - \$193 each

Drawer Premium (5 Piece)

4/4 - \$88 each

5/4 - \$131 each

Door Width/Number of Panels

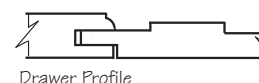
Under 13 - Single Panel

13" to 20" - Double Panel

Over 20" - Triple Panel

Raise Profiles Available: Slant

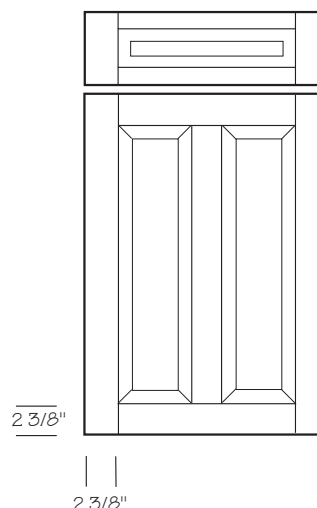
Framing Beads Available: 4/4 Regular



Drawer Profile



Door Profile



Florentine #2000

Minimum Height: 12"

Minimum Width: 12"

Florentine Door Style is a flat or raised panel door with Florentine Moulding.

The moulding sits on the door frame and steps down on to the door panel.

Door has 3" stiles and rails to accomodate moulding.

Drawer front is a Florentine Raised Panel Drawer.

Optional 5 pc. drawer is available.

A Flat Panel will be used anytime the door minimum width or height cannot be met

Door Premium

4/4 - \$204 each

5/4 - \$247 each

Drawer Premium (One Piece)

4/4 - \$54 each

5/4 - \$78 each

Drawer Premium (Five Piece)

4/4 - \$139 each

5/4 - \$163 each

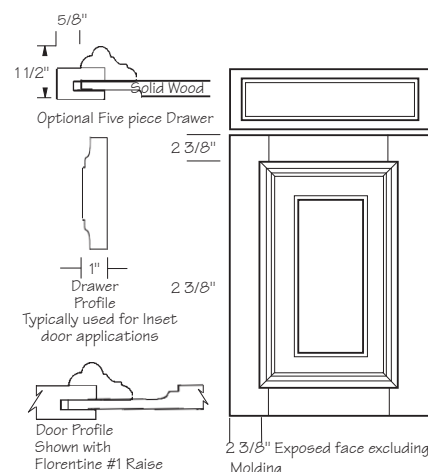
Raise Profiles Available

Florentine #1

Flat Panel

Large G-Cove

Framing Beads Available: Executive Step



*Not available in Heart Pine, Walnut or Wormy Chestnut

Note: When the door is painted with a flat panel, an MDF center panel will be used to minimize warpage.

French Country #6000

Minimum Height: 10-½" Minimum Width: 8-½"

French Country is a raised panel door with French Country Framing Bead.

French Country Framing Bead has a bevel on the stiles & French Country profile on the rails.

Raised French Country Drawer.

Door Premium

4/4 – \$150 each 5/4 – \$193 each

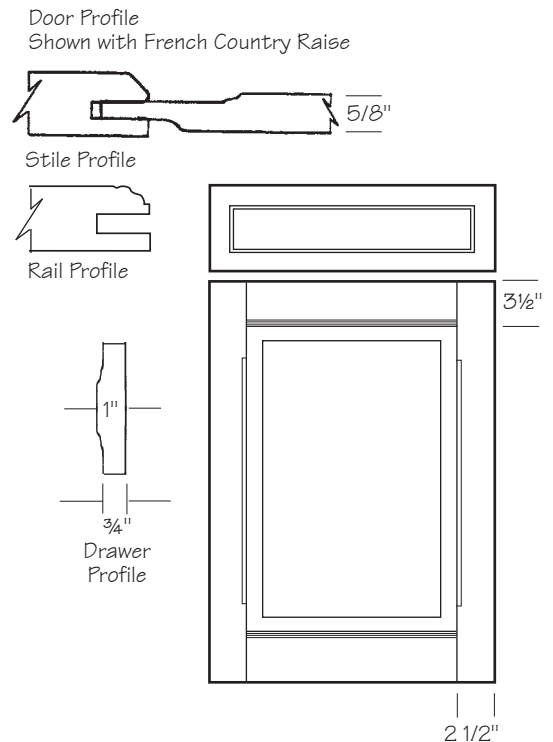
Drawer Premium

4/4 – \$54 each 5/4 – \$78 each

Raise Profiles Available

Florentine #2	French Country	Flat Panel
Monroe	1 Step Raise	

Framing Beads Available: French Country



**Georgetown #10

Minimum Height: 8-½" Minimum Width: 8-½"

Door Premium

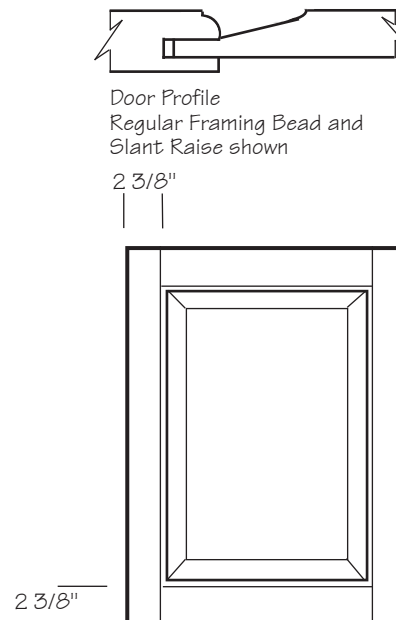
4/4 – \$128 each 5/4 – \$171 each

Raise Profiles Available

G-Cove	Florentine #2	French Country
Convex	Flat Panel	1 Step Raise
Slant	Ambassador	2 Step Raise
Monroe	Large G-Cove	

Framing Beads Available

4/4 Regular	Square	"S" Bead
Elegant	Artistic	2 Step Bead
Cascade	3 Step Bead	30° Slant



**See Drawer Front Styles

**Gothic #100

Minimum Height: 12-½" Minimum Width: 9-½"

Door Premium

4/4 – \$201 each

5/4 – \$244 each

Raise Profiles Available

G-Cove

Slant

Flat Panel

Convex

Large G-Cove

Framing Beads Available

4/4 Regular


Square

Elegant



Door Profile
Regular Framing Bead and Slant Raise shown

2 3/8"



2 3/8"

Note: When the door is painted with a flat panel, an MDF center panel will be used to minimize warpage.

Greenbrier #4300

Available in 5/4 only.

All wood species and finishes are available.

Door Premium

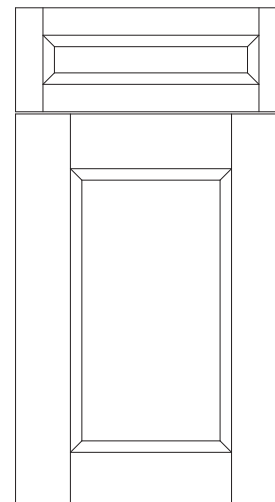
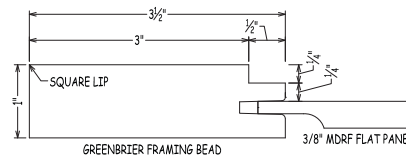
5/4 – \$247 each

Drawer Premium (Five Piece)

5/4 – \$129 each

Raise Profiles Available: ¼ Flat Panel

Framing Beads Available: Custom



Hanover #6535

Minimum Height: 9-3/4" Minimum Width: 9-3/4"

Hanover is a flat panel door with a beveled frame bead and beveled edges with 3-1/2" stiles and rails.

Available with slab drawer front or optional five piece drawer front with beveled edges to match door style.

Bevel on doors is 3/32" x 3/32"

Door Premium

4/4 - \$189 each

5/4 - \$232 each

Drawer Premium (Slab)

4/4 - \$30 each

5/4 - \$54 each

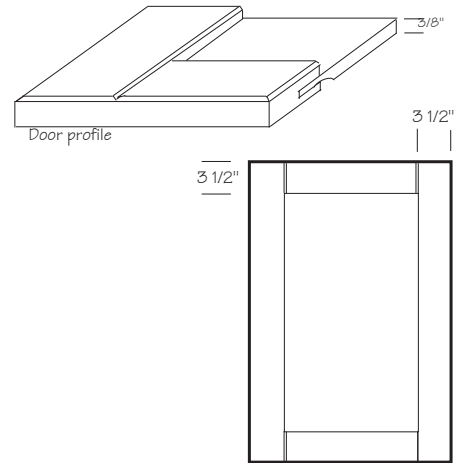
Drawer Premium (5 Piece - 1-1/2" rails)

4/4 - \$108 each

5/4 - \$151 each

Lip Options: Beveled Only

Wood Species: All



Note: When the door is painted with a flat panel, an MDF center panel will be used to minimize warpage.

Hearst #8400

Minimum Height: 8-3/4" Minimum Width: 8-3/4"

Optional 5 pc. drawer is available.

Door Premium

4/4 - \$144 each

5/4 - \$188 each

Drawer Premium (Slab)

4/4 - \$30 each

5/4 - \$54 each

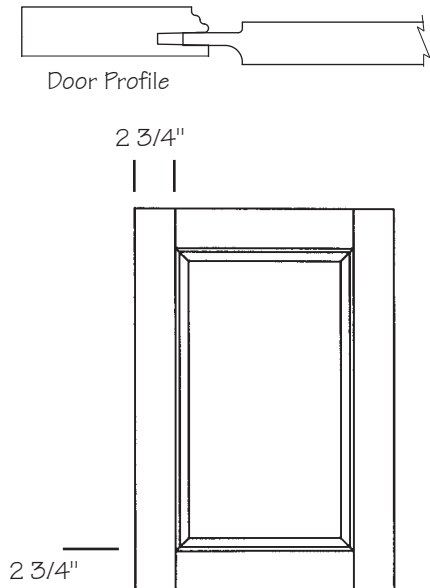
Drawer Premium (Five Piece)

4/4 - \$88 each

5/4 - \$109 each

Raise Profiles Available: One Step

Framing Beads Available: Two Step



Lexington #3000

Minimum Height: 7-1/2" Minimum Width: 7-1/2"

Lexington is a slab drawer and a single solid wood flat panel door with double beading on the door panel (1-1/2" on center).

Optional five piece drawer head available (minimum height 4 1/2")

See drawer front styles.

Door Premium

4/4 - \$177 each

5/4 - \$220 each

Drawer Premium (Slab)

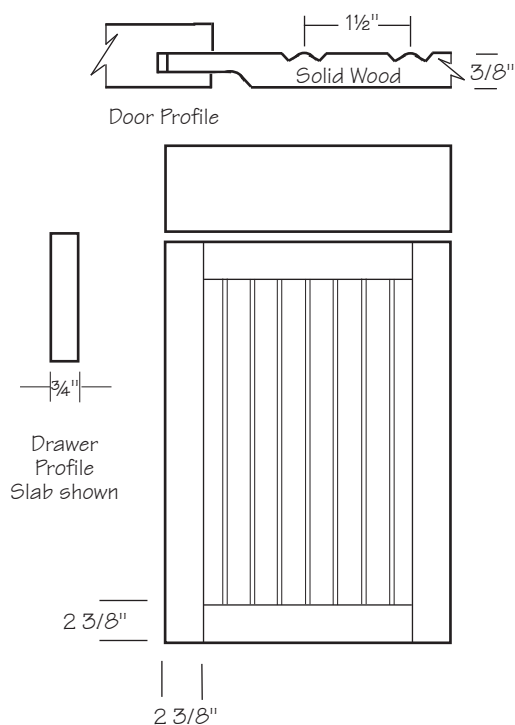
4/4 - \$30 each

5/4 - \$54 each

Raise Profiles Available: Flat Panel with 1-1/2" Beading

Framing Beads Available

4/4 Regular	Square	"S" Bead
Elegant	Artistic	2 Step Bead
Cascade	3 Step Bead	30° Slant
Step Framing 1		Step Bead Executive II



Manheim #330

Minimum Height: 10-1/8" Minimum Width: 10-1/8"

Manheim is a 3/4" thick flat panel door with 4 1/2" stiles and rails.

Slight chamfer on vertical edges of rails.

Slab drawer front only.

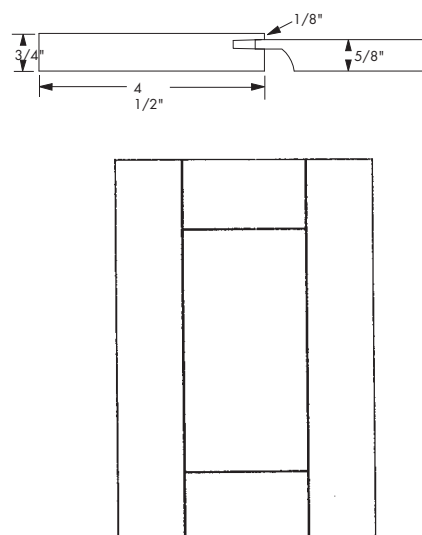
Not available in 5/4.

Available as frame only door.

Not available with Mullions.

Door Premium: \$169 each

Drawer Premium (Slab): \$30 each



Manor House #2500

Minimum Height: 8- $\frac{3}{4}$ " Minimum Width: 8- $\frac{3}{4}$ "

Manor House is a five piece raise panel door with moulding applied to the face of 3" rails and stiles.

Door Premium

4/4 – \$184 each 5/4 – \$227 each

Drawer Premium (Slab Drawer with Moulding) $\frac{3}{4}$ " reveal around perimeter

4/4 – \$113 each 5/4 – \$138 each

Drawer Premium (Five Piece) 1- $\frac{1}{2}$ " Stiles and rails with flat panel

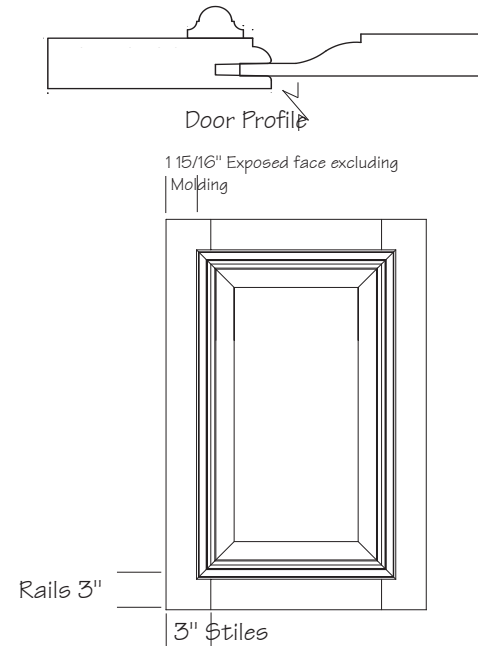
4/4 – \$155 each 5/4 – \$180 each

Raise Profiles Available

G-Cove	Florentine #2	French Country
Convex	Flat Panel	1 Step Raise
Slant	Ambassador	2 Step Raise

Framing Beads Available

4/4 Regular	Square	"S" Bead
Elegant	Artistic	2 Step Bead
Cascade	3 Step Bead	30° Slant



Note: When the door is painted with a flat panel, an MDF center panel will be used to minimize warpage.

**Mariner #90

Minimum Height: 10- $\frac{1}{2}$ " Minimum Width: 9- $\frac{1}{2}$ "

Door Premium

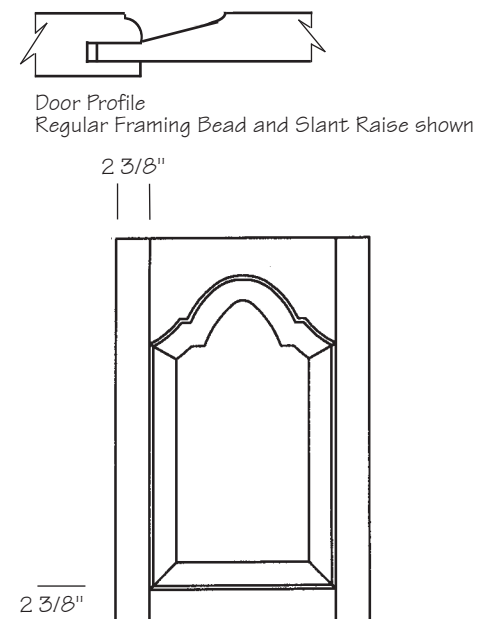
4/4 – \$154 each 5/4 – \$197 each

Raise Profiles Available

G-Cove	Florentine #2	Monroe
Convex	Flat Panel	1 Step Raise
Slant	Ambassador	2 Step Raise

Framing Beads Available

4/4 Regular	Square	"S" Bead
Elegant	Artistic	2 Step Bead
Cascade	3 Step Bead	Step Framing I
Step Framing II		



Note: When the door is painted with a flat panel, an MDF center panel will be used to minimize warpage.

**See Drawer Front Styles

Mellon #8200

Minimum Height: 7-½" Minimum Width: 7-½"

All stiles and rails are 2-¾" wide.

Solid wood flat panel door with "S" bead framing bead.

Optional five piece drawer is available.

Note: "S" bead framing bead- Stain only

Door Premium

4/4 – \$131 each

5/4 – \$174 each

Drawer Premium (Slab)

4/4 – \$30 each

5/4 – \$54 each

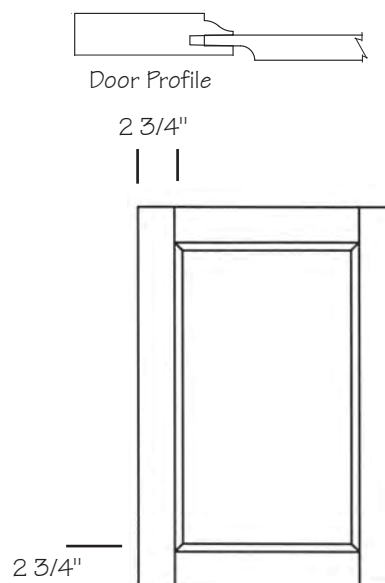
Drawer Premium (Five Piece)

4/4 – \$88 each

5/4 – \$109 each

Raise Profiles Available: Flat Panel

Framing Beads Available: "S" Bead



Note: When the door is painted with a flat panel, an MDF center panel will be used to minimize warpage.

Mission #4500

Minimum Height: see below Minimum Width: 7-½"

Mission is a slab drawer and a solid wood flat panel door, single or double panel depending on height.

Optional five piece drawer head available (minimum height 4-½").

See drawer front styles.

* On Double Panel doors (23 1/8" minimum height), the lower panel is typically 8" high. Create your own unique look by changing the height of the lower panel. Specify the location of the center rail.

Door Premium

4/4 – \$150 each

5/4 – \$193 each

Drawer Premium (Slab)

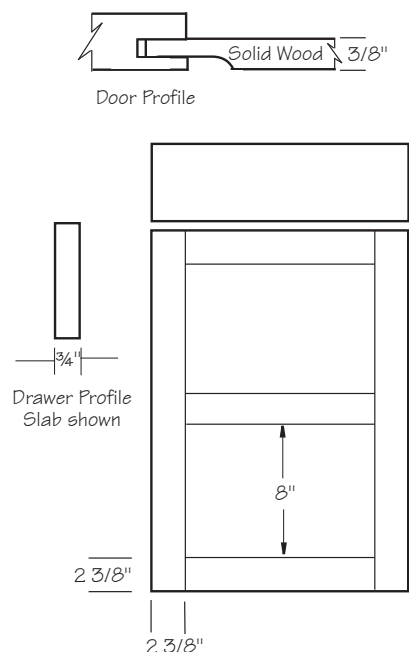
4/4 – \$30 each

5/4 – \$54 each

Door Height/Number of Panels

13" or less – Single Panel

Over 13" – Double Panel



Note: When the door is painted with a flat panel, an MDF center panel will be used to minimize warpage.

Monroe #2800

Minimum Height: 8-1/4" Minimum Width: 7-1/2"

Monroe is a five piece raised panel door with a 3/8" framing bead & 2-3/4" stiles and rails.

Door Premium

4/4 - \$242 each 5/4 - \$273 each

Drawer Premium (Slab)

4/4 - \$30 each 5/4 - \$54 each

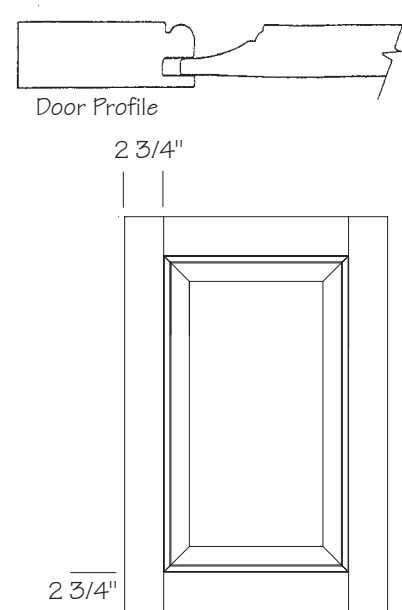
Drawer Premium (Five Piece)

4/4 - \$88 each 5/4 - \$109 each

Raise Profiles Available

G-Cove	Florentine #2	Monroe
Convex	Flat Panel	1 Step Raise
Slant	Ambassador	2 Step Raise
French Country		

Framing Beads Available: Monroe (3/8" bead)



Note: When the door is painted with a flat panel, an MDF center panel will be used to minimize warpage.

**Mount Vernon #2020

Minimum Height: 9" Minimum Width: 8-1/4"

Door Premium

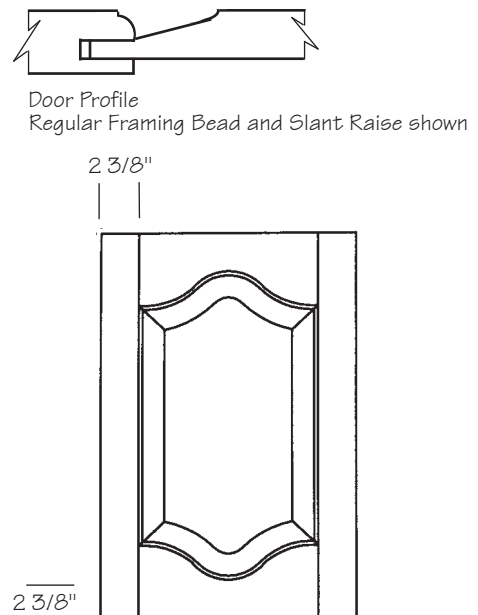
4/4 - \$162 each 5/4 - \$205 each

Raise Profiles Available

G-Cove	Florentine #2	Monroe
Convex	Flat Panel	1 Step Raise
Slant	Ambassador	2 Step Raise
French Country		Large G-Cove

Framing Beads Available

4/4 Regular	Square	"S" Bead
Elegant	Artistic	2 Step Bead
Cascade	3 Step Bead	Step Framing I
Step Bead Executive II		30° Slant



Note: When the door is painted with a flat panel, an MDF center panel will be used to minimize warpage.

***See Drawer Front Styles*

CRAFT - MAID KITCHENS INC.

501 South Ninth Street, Reading, PA 19602 • Phone 610-376-8686 • Fax 610-376-6998

Munich #65

Minimum Height: 7-1/2" Minimum Width: 7-1/2"

Munich is a flat panel door with a beveled frame bead and beveled edges with 2 3/8" stiles and rails.

Available with slab drawer front or optional five piece drawer front with beveled edges to match door style.

Bevel on doors is 3/32" x 3/32"

Door Premium

4/4 - \$150 each

5/4 - \$193 each

Drawer Premium (Slab)

4/4 - \$30 each

5/4 - \$54 each

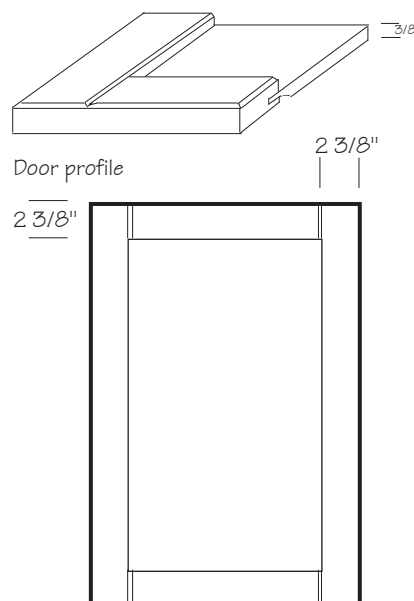
Drawer Premium (Five Piece - 1-1/2" rails)

4/4 - \$108 each

5/4 - \$151 each

Lip Options - Beveled Only

Wood Species Available: All



Note: When the door is painted with a flat panel, an MDF center panel will be used to minimize warpage.

Murano #8900

Minimum Height: 9-3/8"

Minimum Width: 9-3/8"

Murano is a 5/4 door with a Murano raised panel and a Murano framing bead.

All stiles and rails are 3".

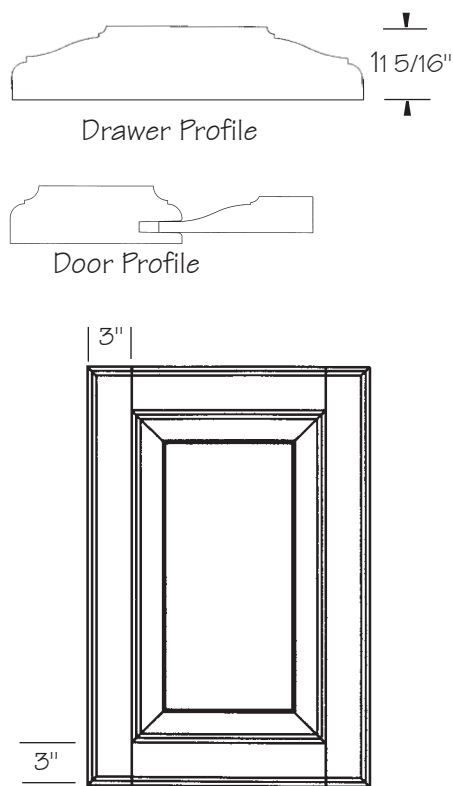
Available in 5/4 only.

Door Premium - \$378 each

Drawer Premium - \$243 each

Raise Profiles Available - Murano Raised Panel

Framing Beads Available - Murano Framing Bead



Palermo #7900

Minimum Height: 10" Minimum Width: 10"

Palermo is a five piece raised panel door with moulding applied around the inside opening.

Optional five piece drawer head available with 2-3/4" stiles and 1-11/16" rails (minimum height 5-1/2").

Door Premium

4/4 – \$214 each 5/4 – \$257 each

Drawer Premium (One Piece)

4/4 – \$54 each 5/4 – \$78 each

Drawer Premium (Five Piece)

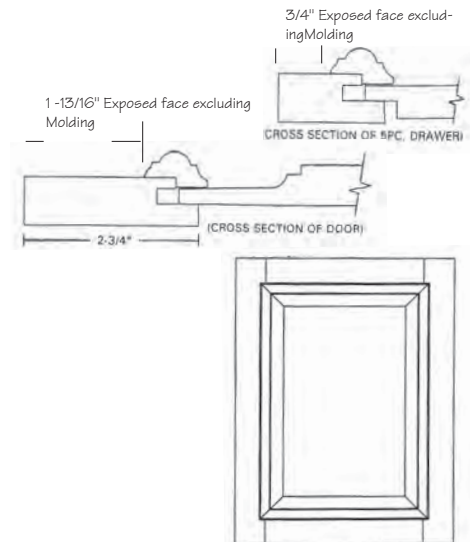
4/4 – \$149 each 5/4 – \$173 each

Raise Profiles Available

Florentine #1 Florentine #2 Flat Panel

G Cove

Framing Beads Available: Palermo



**Parisian #50

Minimum Height: 9-1/2" Minimum Width: 9-1/2"

Door Premium

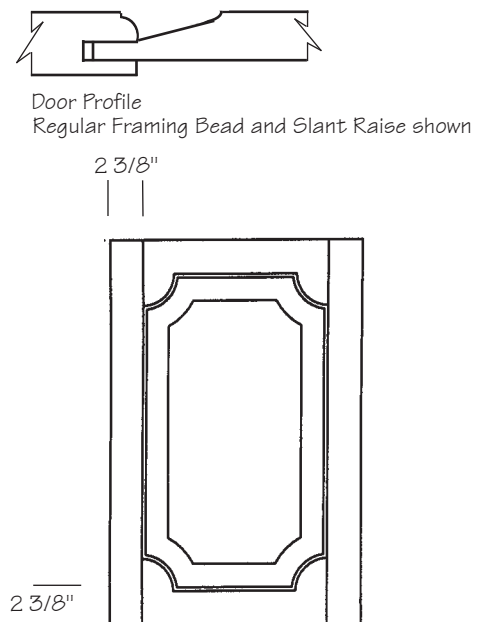
4/4 – \$215 each 5/4 – \$258 each

Raise Profiles Available

G-Cove	Florentine #2	Monroe
Convex	Flat Panel	1 Step Raise
Slant	Ambassador	2 Step Raise

Framing Beads Available

4/4 Regular	Square	"S" Bead
Elegant	Artistic	2 Step Bead
Cascade	3 Step Bead	Step Framing I
Step Bead Executive II		30° Slant



Note: When the door is painted with a flat panel, an MDF center panel will be used to minimize warpage.

***See Drawer Front Styles*

CRAFT - MAID KITCHENS INC.

501 South Ninth Street, Reading, PA 19602 • Phone 610-376-8686 • Fax 610-376-6998



Tongue and Groove Profile

Pennsylvanian #101


Minimum Height: 7-1/2" Minimum Width: 6"

Individual solid Tongue and Groove
(Random Spacing) 3/4" Thick x 1-3/4" Wide battens on back.

Door Premium: 4/4 – \$150 each

Drawer Premium: \$30 each

Shown with V-2 Lip



Pisa #320

Minimum Height: 11-3/4" Minimum Width: 11-3/4"

Pisa is a 13/16" thick door with 4-1/2" wide stiles and rails.
Center panel is a 7/16" thick, veneered panel.

Inside edges of stiles and rails have 1/16" radius.

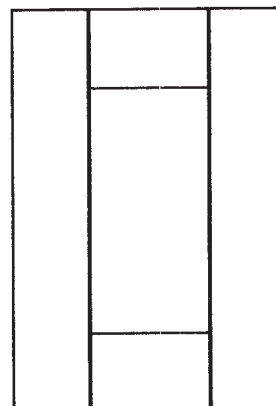
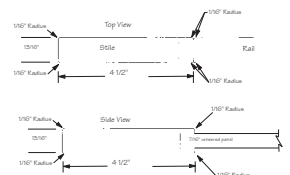
Lip is also 1/16" radius.

Not available with Mullions.

Door Premium: \$252 each

Drawer Premium (Slab): \$54 each

Drawer Premium (Five Piece - 1-1/2" rails): \$171 each



Portofino #6500

Minimum Height: 8" Minimum Width: 8"

Available in 5/4 only.

All wood species and finishes are available.

Door Premium

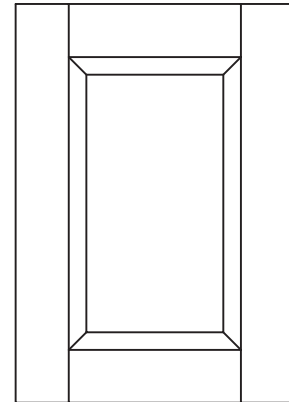
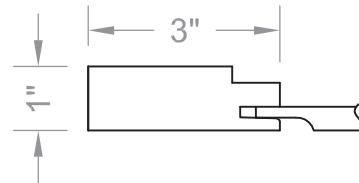
5/4 – \$267 each without nails – \$247 each

Drawer Premium (Five Piece)

5/4 – \$237 each without nails – \$217 each

Raise Profiles Available: Flat Panel

Framing Beads Available: SCD#0807-183



**Riviera #30

Minimum Height: 8-1/2"

Minimum Width: 8-1/2"

Door Premium

4/4 – \$134 each 5/4 – \$177 each

Raise Profiles Available

G-Cove	Florentine #2	Monroe
Convex	Flat Panel	1 Step Raise
Slant	Ambassador	2 Step Raise
French Country		Large G-Cove

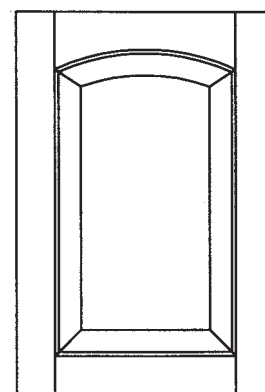
Framing Beads Available

4/4 Regular	Square	"S" Bead
Elegant	Artistic	2 Step Bead
Cascade	3 Step Bead	Step Framing I
Step Bead Executive II		30° Slant



Door Profile
Regular Framing Bead and Slant Raise shown

2 3/8"



Note: When the door is painted with a flat panel, an MDF center panel will be used to minimize warpage.

**See Drawer Front Styles

CRAFT - MAID KITCHENS INC.

501 South Ninth Street, Reading, PA 19602 • Phone 610-376-8686 • Fax 610-376-6998

Rockefeller #8000

Minimum Height: 7-1/2" Minimum Width: 7-1/2"

All stiles and rails are 2-3/4" wide.

Solid wood flat panel door with 3/8 bead framing bead.

Door Premium

4/4 - \$230 each

5/4 - \$273 each

Drawer Premium (Slab)

4/4 - \$30 each

5/4 - \$54 each

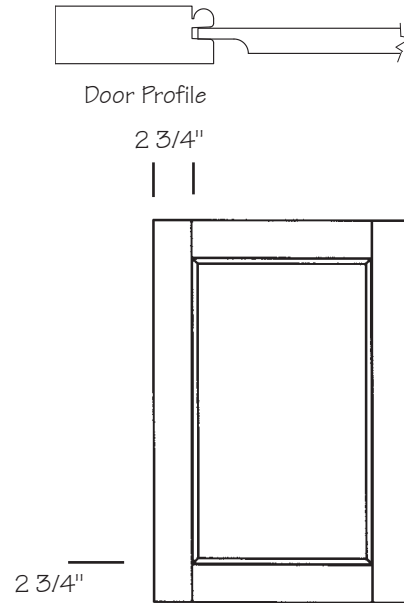
Drawer Premium (Five Piece)

4/4 - \$88 each

5/4 - \$109 each

Raise Profiles Available: Flat Panel

Framing Beads Available: 3/8" Bead



Note: When the door is painted with a flat panel, an MDF center panel will be used to minimize warpage.

Roma #305

Minimum Height: 6 Minimum Width: 6"

Veneer, vertical grain.

Plain door with square edges.

Matched grain on door and drawer.

Door Premium: 4/4 - \$122 each

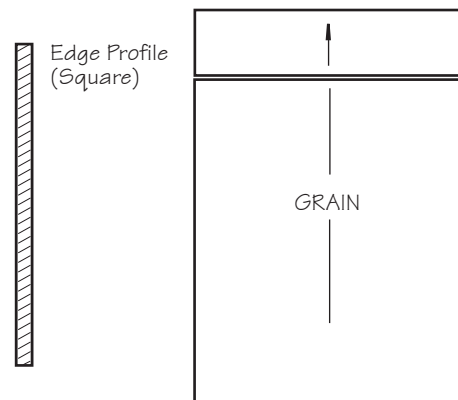
Drawer Premium: 4/4 - \$53 each

Lip Options: Square Only

Wood Species Available:

Beech	Maple	Cherry	Red Oak
Walnut	Clear Pine	Mahogany	Paint Grade

Also available in Exotic Veneers.



Roosevelt #8700 5/4

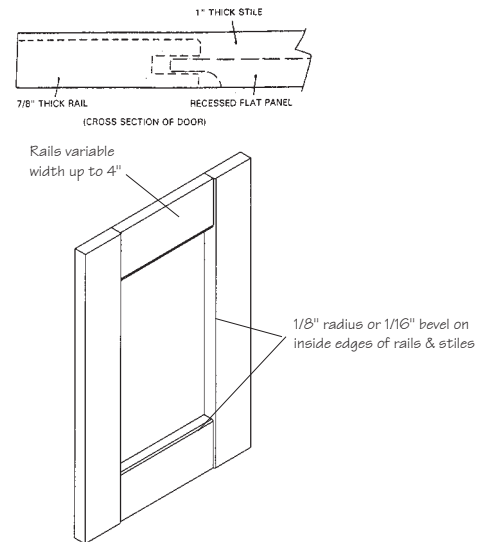
Minimum Height: 10" Minimum Width: 10"

The #8700 Roosevelt Door has 7/8" thick rails up to 4" in width, and 1" thick stiles up to 3-1/2" in width, and a recessed flat panel. Optional 1/8" radius or 1/16" bevel on inside edges of rails and stiles (Specify) with profiled fillers pulled 1/4" forward of door to create a unique look.

Door Premium: 5/4 – \$261 each

Drawer Premium (Slab): 5/4 – \$54 each

Drawer Premium (Five Piece- 1-1/2" Rails): 5/4 – \$173 each



Santa Fe #3800

Minimum Height: 11" Minimum Width: 11"

Available in 5/4 only.

All wood species and finishes are available.

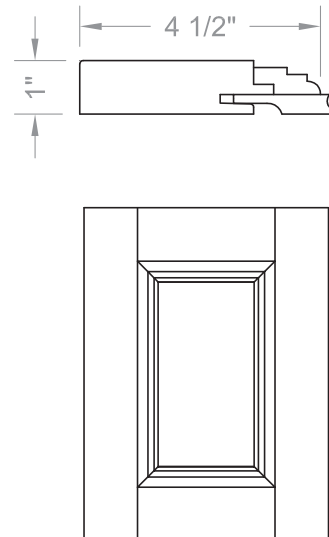
Door Premium: 5/4 – \$267 each

Drawer Premium (Slab): \$54 each

Drawer Premium (Five Piece): 5/4 – \$237 each

Raise Profiles Available: Flat Panel

Framing Beads Available: Santa Fe



Shaker #5000

Minimum Height: 7-1/2" Minimum Width: 7-1/2"

Mission is a slab drawer and a solid wood flat panel door, single or double panel depending on height.

Optional five piece drawer head available (minimum height 4-1/2").

See drawer front styles.

Door Premium

4/4 - \$150 each

5/4 - \$193 each

Drawer Premium (Slab)

4/4 - \$30 each

5/4 - \$54 each

Door Width/Number of Panels

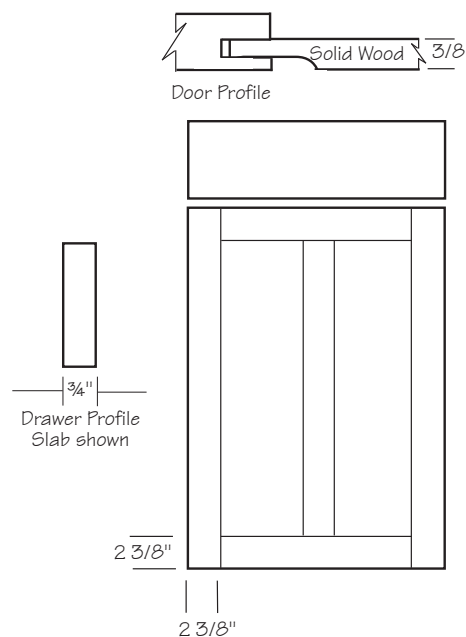
Under 13" - Single

13"-20" - Double

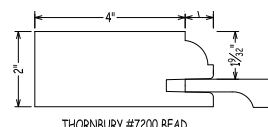
Over 20" - Triple

Raise Profiles Available: Flat Panel

Framing Beads Available: Square



Note: When the door is painted with a flat panel, an MDF center panel will be used to minimize warpage.



Thornbury #7200

Minimum Height: 7-1/2" Minimum Width: 7-1/2"

Available in 5/4 Only.

All Stiles and Rails are 2-3/8".

All wood species and finishes are available.

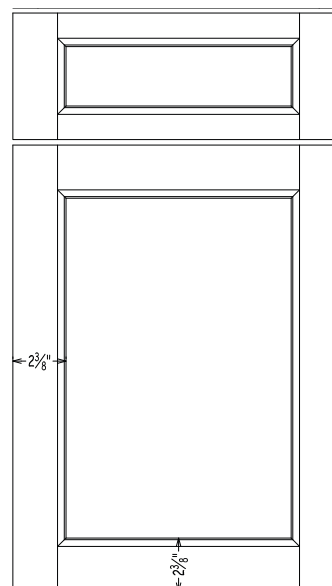
Door Premium: 5/4 - \$136 each

Drawer Premium (Slab): 5/4 - \$43 each

Drawer Premium (5 Piece Flat Panel): 5/4 - \$87 each

Raise Profiles Available: Flat Panel

Framing Beads Available: Thornbury



Townhouse #3900

Minimum Height: 10-1/2" Minimum Width: 10-1/2"

Available in 5/4 Only.


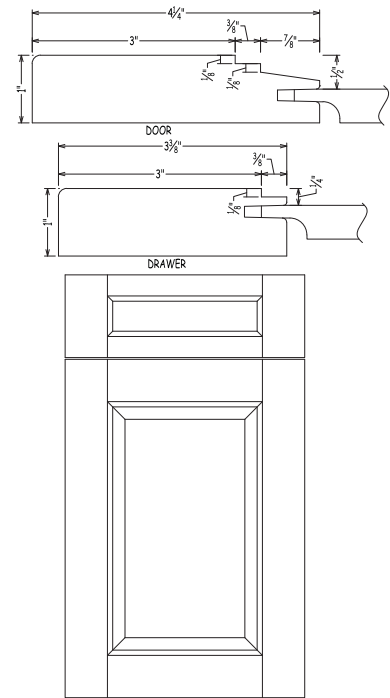
All wood species and finishes are available.

Door Premium: 5/4 – \$273 each

Drawer Premium (5 Piece Flat Panel): 5/4 – \$129 each

Raise Profiles Available: Flat Panel

Framing Beads Available: Custom



Drawer Profile

Trieste #8800

Minimum Height: 8-7/8" Minimum Width: 8-7/8"

Available in 5/4 only.

Trieste is a 5/4 door with a Trieste raised panel and a Trieste framing bead.

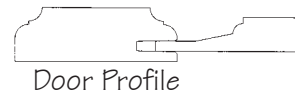
All stiles and rails are 3".

Door Premium: 5/4 – \$378 each


Drawer Premium): \$243 each

Raise Profiles Available: Trieste Raised Panel

Framing Beads Available: Trieste Framing Bead



Door Profile



Tuscany #7800

Minimum Height: 12" Minimum Width: 12"

Tuscany is a five piece door with a recessed flat panel and moulding applied around the inside opening.

Door Premium

4/4 – \$204 each 5/4 – \$247 each

Drawer Premium (One Piece)

4/4 – \$97 each 5/4 – \$119 each

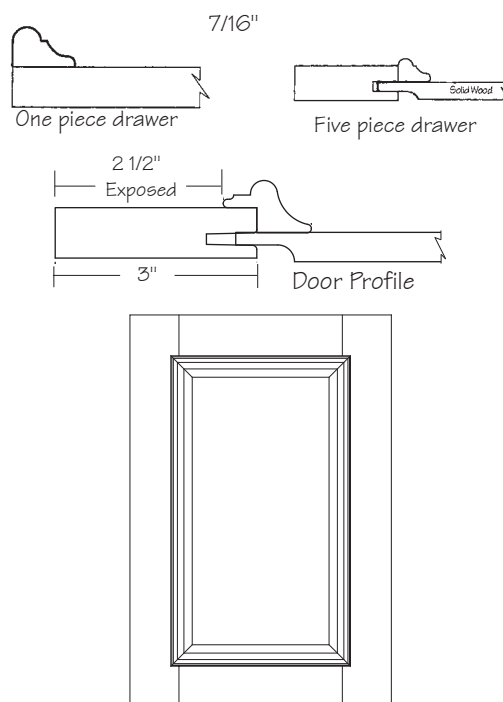
Drawer Premium (Five Piece -1-1/2" Rails)

4/4 – \$139 each 5/4 – \$161 each

Raise Profiles Available

Large G-Cove Florentine #1 Flat Panel

Framing Beads Available: Tuscany



Note: When the door is painted with a flat panel, an MDF center panel will be used to minimize warpage.

**Valley Forge #25

Minimum Height: 8-3/4" Minimum Width: 10-5/8"

Door Premium

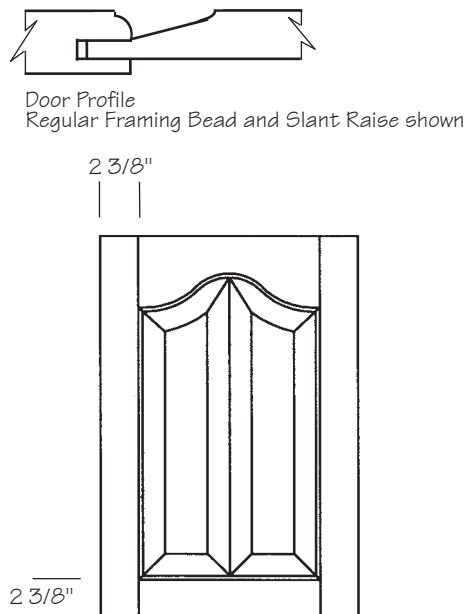
4/4 – \$162 each 5/4 – \$205 each

Raise Profiles Available

G-Cove Slant

Framing Beads Available

4/4 Regular	Square	"S" Bead
Elegant	Artistic	2 Step Bead
Cascade	3 Step Bead	Step Framing I
Step Bead Executive II		30° Slant



***See Drawer Front Styles*

Vanderbilt #8100

Minimum Height: 7-½" Minimum Width: 7-½"

All stiles and rails are 2 ¾ wide.

Solid wood flat panel with ¾" double beading on 1-½ centers.

¾" bead framing bead.

Door Premium

4/4 – \$302 each

5/4 – \$346 each

Drawer Premium (Slab)

4/4 – \$30 each

5/4 – \$54 each

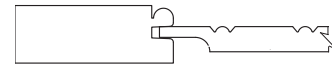
Drawer Premium (Five Piece)

4/4 – \$88 each

5/4 – \$109 each

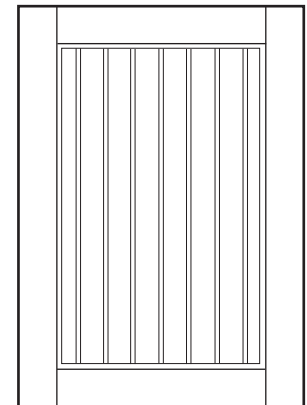
Raise Profiles Available: Double Beading on 1-½" Centers

Framing Beads Available: ¾" Bead



Door Profile

2 ¾"



2 ¾"

Vanguard #3200

Minimum Height: 8"

Minimum Width: 6"

Available in 4/4 only.


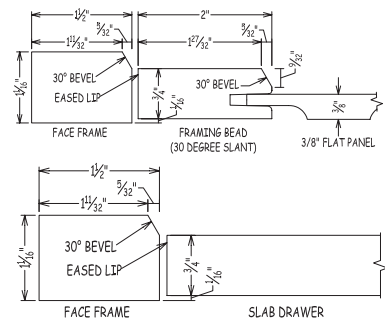
All wood species and finishes are available.

Door Premium: 4/4 – \$113 each

Drawer Premium (Slab): \$30 each

Raise Profiles Available: Flat Panel

Framing Beads Available: SCD#0907-192



Venetian #7600

Minimum Height: 11" Minimum Width: 11"

Available in 5/4 Only

Venetian is a five piece (plywood) flat panel door with two mouldings applied around the inside opening.

Optional five piece drawer head available with 1-7/8" stiles and 1-1/2" rails (minimum height 5-5/8").

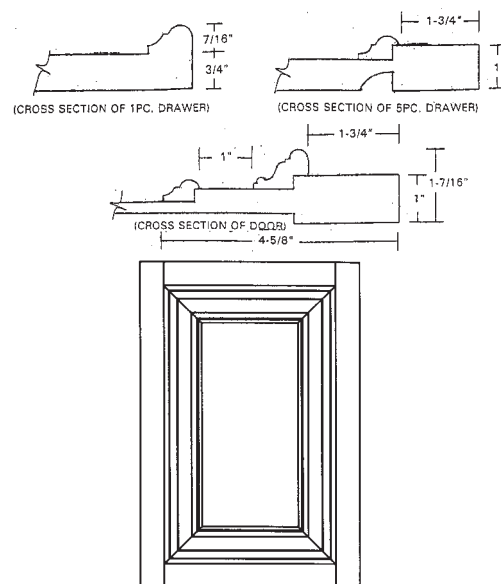
Door Premium: 5/4 – \$324 each

Drawer Premium (One Piece): 5/4 – \$97 each

Drawer Premium (Five Piece): 5/4 – \$163 each

Raise Profiles Available: Venetian

Framing Beads Available: Venetian



Note: Flat panel is plywood to minimize warpage. Not available in Heart Pine or Wormy Chestnut

Victorian #9000

Flat Panel Minimum Height : 7-1/2" Minimum Width: 7-1/2"

Raised Panel Minimum Height : 10-3/8" Minimum Width: 10-3/8"

Victorian is a slab drawer with moulding applied to the outer edges and a solid wood flat panel door with moulding applied around the flat panel.

Door and drawer mouldings have mitred corners.

Optional five piece drawer head available (minimum height 5 5/8").

See drawer front styles

Door Premium

4/4 – \$170 each 5/4 – \$213 each

Drawer Premium (Slab with Moulding)

4/4 – \$97 each

Drawer Premium (Five Piece)

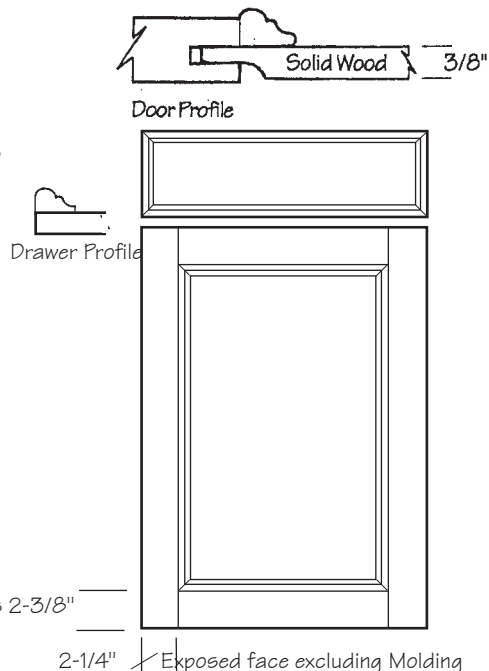
4/4 – \$139 each 5/4 – \$164 each

Minimum Height: 5-5/8"

Raise Profiles Available

Large G-Cove Florentine #1 Flat Panel

Framing Beads Available: Victorian



Note: When the door is painted with a flat panel, an MDF center panel will be used to minimize warpage. Not available: Heart Pine, Walnut, and Wormy Chestnut

****Villager #40 DBP**

Minimum Height: 9-1/4" Minimum Width: 8-1/2"

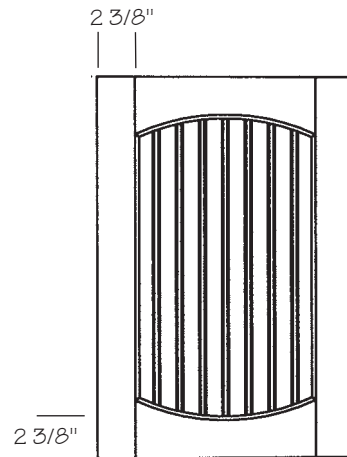
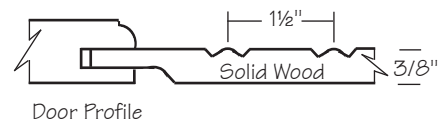
Door Premium: 4/4 – \$215 each

Raise Profiles Available: Flat Panel with 1-1/2" Beaded Panel

Framing Beads Available: 3/8" Bead

Framing Beads Available

4/4 Regular	Square	"S" Bead
Elegant	Artistic	2 Step Bead
Cascade	3 Step Bead	30° Slant



****Williamsburg #15**

Minimum Height: 8-1/2" Minimum Width: 10-5/8"

Door Premium

4/4 – \$134 each 5/4 – \$177 each


Drawer Premium (Slab): \$30 each

Raise Profiles Available

G-Cove Slant

Framing Beads Available

4/4 Regular	Square	"S" Bead
Elegant	Artistic	2 Step Bead
Cascade	3 Step Bead	30° Slant



**See Drawer Front Styles

CRAFT-MAID KITCHENS INC.

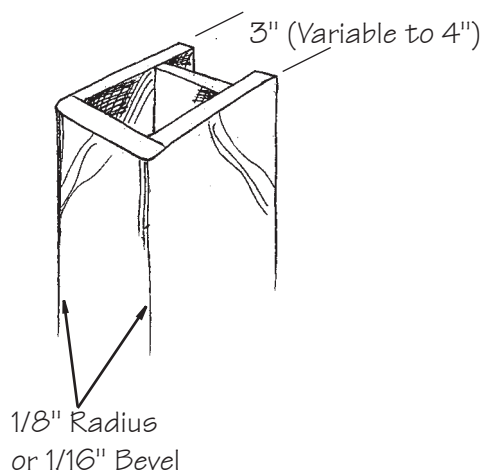
501 South Ninth Street, Reading, PA 19602 • Phone 610-376-8686 • Fax 610-376-6998

CM-505 Hand Buffed Polyester Filler Specifications

The CM-505 Door is designed to be used on a frameless cabinet with fillers pulled forward 1/4" from face of the doors. The fillers have the same profile on the vertical edges as the inside edges of the door. End panels are also installed 1/4" in front of doors. The angled face of the Crown Moulding begins 1/4" in front of the end panels, and is offset 1/4" from their stiles as it returns along the sides of the assembly. This logical series of shallow offsets results in a strong three-dimensional appearance since none of the horizontal or vertical members are on the same plane.

This design method is in between traditional and modern and is flexible enough to work in both a traditional or contemporary setting.

The following pages show the elements needed to complete this multi-dimensional effect.



Base Filler

Code: RBFNTRLR (NO TOE)

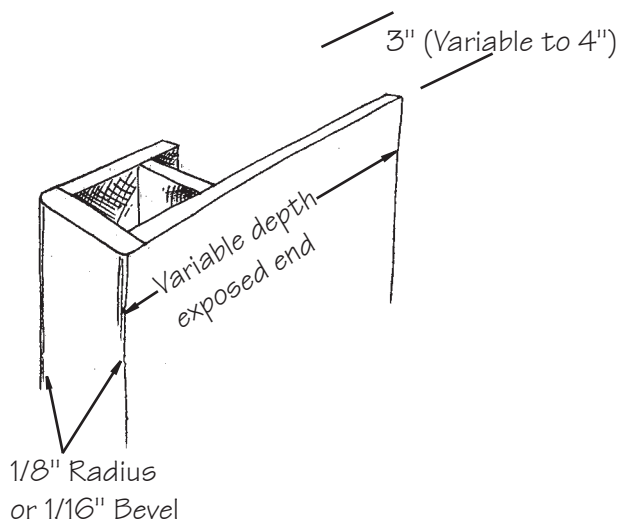
Price: \$184 list

(Plus \$7 per foot for each Routed Edge)

Code: RBFWTRLR (WITH TOE)

Price: \$197 list

(Plus \$7 per foot for Routed Edge)

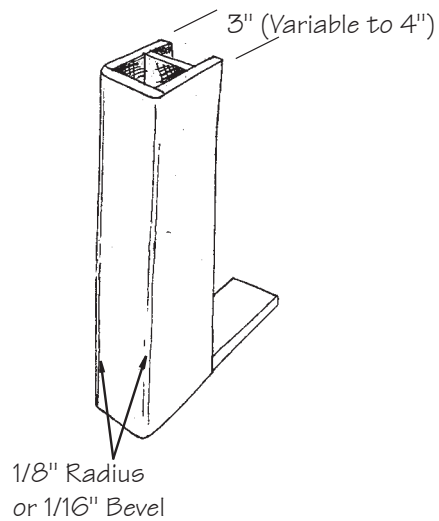


Base Filler with Full Return

Code: RBFFR

Price: \$282 list

(Plus \$7 per foot for each Routed Edge)

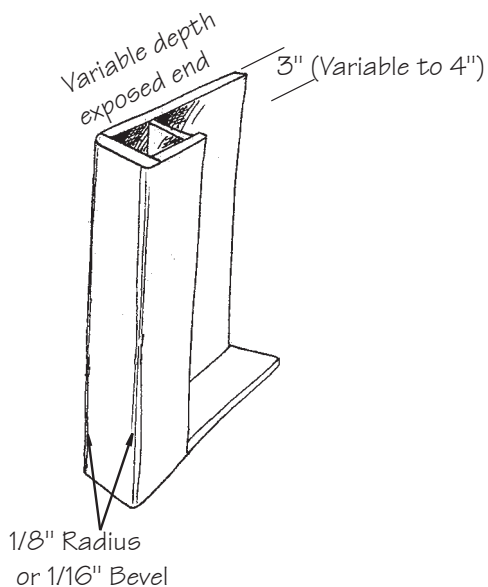


Wall Filler

Code: RWFRLR

Price: \$184 list

(Plus \$7 per foot for each Routed Edge)



Wall Filler with Full Return

Code: RWFFR

Price: \$219 list

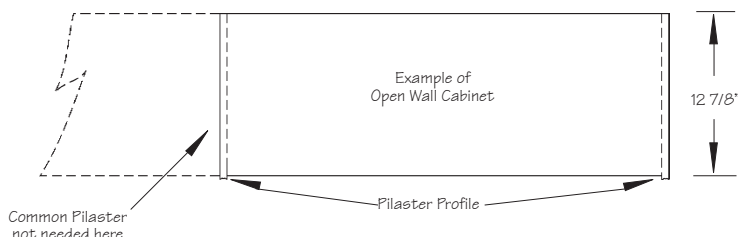
(Plus \$7 per foot for each Routed Edge)

European Frameless Pilaster Series

Use care when designing and laying out a floor plan, because there are several differences when designing frameless pilaster. Space for the 3/4" thickness of the pilaster must be included between cabinets and 3/4" end panels must be added to each exposed end. The counter top depth must be increased to allow for the cabinet depth plus the thickness of the door.

Open cabinets need to be increased in depth by 7/8" (see example below).

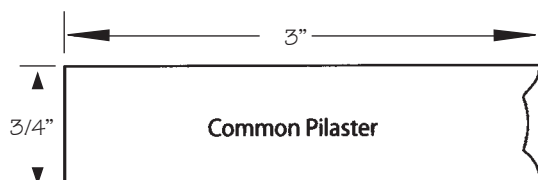
Note: Open units only may be increased in depth by 7/8" at no additional charge.



List of Parts, Sizes, Ordering Codes and Prices

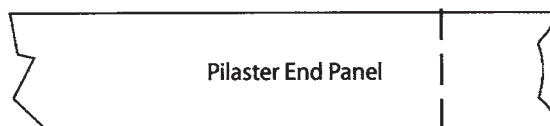
Common Pilaster - (used between 2 cabinets) 3/4" Thick x 3" Deep - Must specify height

Code: CPB (Common Pilaster Base - 30 1/2" High)	Price: \$69 each
Code: CPW (Common Pilaster Wall - up to 48" High)	Price: \$69 each
Code: CPT (Common Pilaster Tall - up to 92" High)	Price: \$157 each



Pilaster End Panel - (used as finished end) 3/4" Thick - Must specify height

Code: PEPB (Pilaster End Panel Base - 24 7/8" Deep x 30" High)	\$246 each
Code: PEPW (Pilaster End Panel Wall - 12 7/8" Deep up to 48" High)	\$157 each
Code: PEPTS (Pilaster End Panel Tall (Shallow) - 12-7/8" Deep up to 96" High)	\$382 each
Code: PEPTD (Pilaster End Panel Tall (Deep) - 24 7/8" Deep up to 96" High)	\$593 each



Scribe Pilaster - (used between a cabinet and a wall - 3/4" Thick x 3" Deep up to 4" Wide - Must specify Height and Width; Left or Right)

Code: SPB (Scribe Pilaster Base - up to 4" Wide x 30" High)

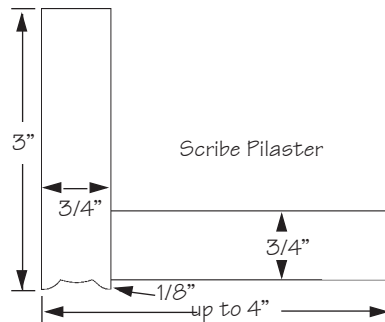
Price: \$178 each

Code: SPW (Scribe Pilaster Wall - up to 4" Wide x up to 48" High)

Price: \$178 each

Code: SPT (Scribe Pilaster Tall - up to 4" Wide x up to 96" High)

Price: \$358 each

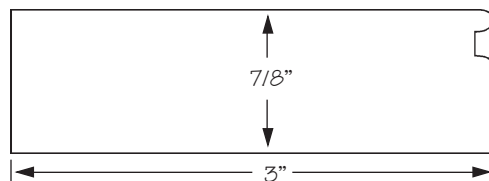


Plinth Moulding - (used below Wall, Base and Taller Doors)

Sold in 10' Lengths

Code: PM

Price: \$199 each




Stainless Steel Doors

Door and Drawer fronts are constructed from Commercial Grade 304

Stainless Steel #4 brushed finish. Fronts are backed with a lightweight rigid form and an appliance grade brushed finish on the back side. Open framed fronts are available for glass, textured glass, flat filler panel, raised filler panel or multiple filler panels. All Doors & Drawer Fronts are 3/4" thick. Glass doors have 2 1/4" wide stiles & rails. Grain of brushed finish is vertical. Matching Metallic Laminate is available for finished sides, tops and bottoms, finished interiors etc. Corners are laser welded to provide a finished seam.

Submit a floorplan with all dimensions for FACTORY QUOTE.

SAMPLE TEXTURES



Aluminum Framed Doors Glass Options



Soft Etch



Bronze Celsius



Float




Low Iron



Cannes



Celsius



Gray Celsius



Quadrio



Structure

Aluminum Framed Doors

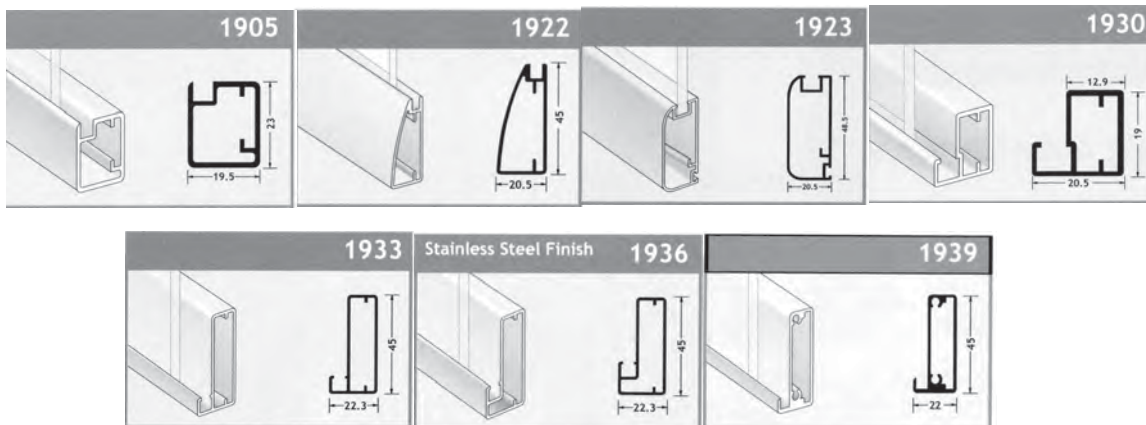
Doors are 7/8" thick with various widths stiles and rails, depending on the style selected. See below for the various styles of frames available.

Model #1936 is available in Stainless Steel Finish only. All other styles are available in Anodized Aluminum Finish only. All Doors are Glass Doors with an array of available glass options.

Note: The glass offered in these door styles is not available in any other Craft-Maid door style. Typically used for Wall or Tall Doors (Not available in Drawer Fronts). Matching Metallic Laminate is available for cabinet sides, tops & bottoms, fillers, finished interiors etc.

Submit a floorplan with all dimensions for FACTORY QUOTE.

AVAILABLE FRAME STYLES

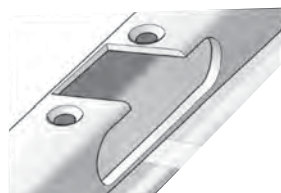


Hinge Boring for Low Profile Door Frames

This low profile hinge boring will be used for the following Aluminum Door Frames:

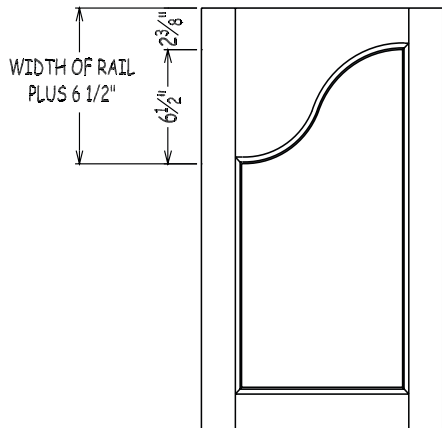
#1905 and #1930 (See above)

No Additional cost.



Low Profile Hinge Boring

Specialty Doors



Harp Door

Available for cabinets 18", 21" and 24" wide only.

Ordering Code: HD

Price \$308 per door plus door premiums

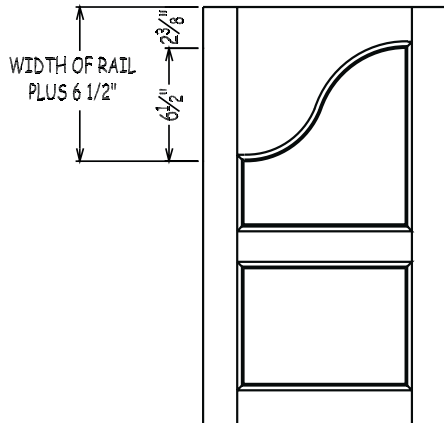
#9000 Victorian and #2500 Manor House

\$1022 List per door plus door premiums

#2000 Florentine, #7800 Tuscany and #7900 Palermo

\$2068 List per door plus door premiums

**Note: Harp Shape will vary depending on width of door.*



Harp Double Panel Door

Available for cabinets 18", 21" and 24" wide only.

Minimum cabinet height is 30"

Ordering Code: HDPD

Price \$413 per door plus door premiums

#9000 Victorian and #2500 Manor House

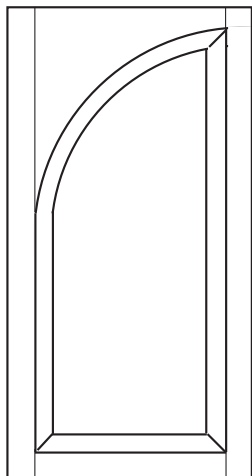
\$1127 List per door plus door premiums

#2000 Florentine, #7800 Tuscany and #7900 Palermo

\$2174 List per door plus door premiums

**Note: Harp Shape will vary depending on width of door.*

Panels can be wood or glass or combination wood and glass.



Quarter Circle Door

Available for cabinets 18", 21" and 24" wide only.

Ordering Code: QCD

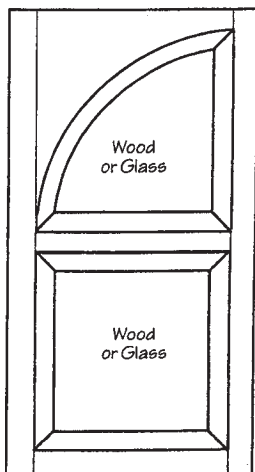
Price \$258 per door plus door premiums

#9000 Victorian and #2500 Manor House

\$972 List per door plus door premiums

#2000 Florentine, #7800 Tuscany and #7900 Palermo

\$1862 List per door plus door premiums



Quarter Circle Double Panel Door

Available for cabinets 18", 21" and 24" wide only.

Minimum Cabinet Height is 30".

Ordering Code: QCDDP

Price \$365 per door plus door premiums

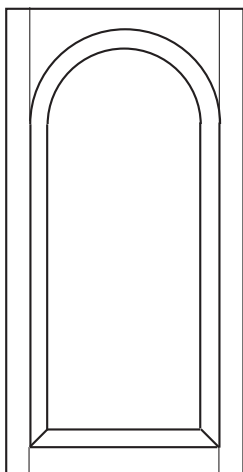
#9000 Victorian and #2500 Manor House

\$1077 List per door plus door premiums

#2000 Florentine, #7800 Tuscany and #7900 Palermo

\$1967 List per door plus door premiums

**Note: Panels can be wood or glass or combination wood and glass.*



Half Circle Door

Available for cabinets 18", 21" and 24" wide only.

Ordering Code: HCD

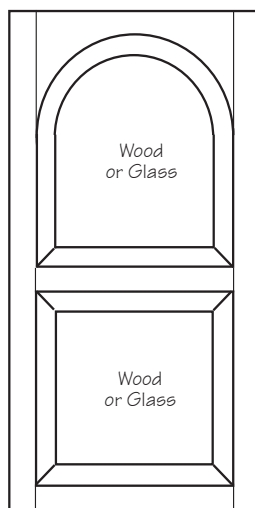
Price: \$274 per door plus door premiums

#9000 Victorian and #2500 Manor House

\$1165 List per door plus door premiums

#2000 Florentine, #7800 Tuscany and #7900 Palermo

\$1755 List per door plus door premiums



Half Circle Double Panel Door

Available for cabinets 18", 21" and 24" wide only.

Minimum Cabinet height is 30".

Ordering Code: HCDPD

Price: \$381 per door plus door premiums

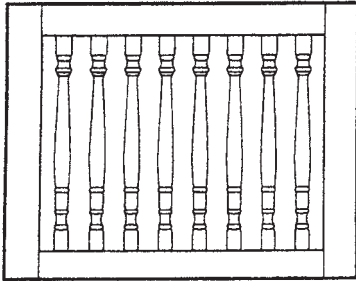
#9000 Victorian and #2500 Manor House

\$1272 List per door plus door premiums

#2000 Florentine, #7800 Tuscany and #7900 Palermo

\$1862 List per door plus door premiums

**Note: Panels can be wood or glass or combination wood and glass.*



Spindle Door

Spindles are 5/8" wide, spaced 3/4" to 1" apart depending on width of door.


Maximum door height is 18".

Maximum door width is 21".

Ordering Code: SPD

Price: \$932 per door plus door premiums

Note: Square Framing Bead only



Lattice Door

Lattice strips are 5/8" wide solid wood; 5/8" between lattice strips.

Available in all wood species.

Maximum door size - 23 7/8 x 49

Ordering Code: LATD

Price: \$711 per door plus door premiums

Mullion Doors

Most Craft-Maid Door Styles are available with Mullions. (Exceptions are indicated - see Door Styles.)

If you require something unique, send a sketch with all dimensions for availability and pricing.

Note: All mullion doors are available in 5/4

Cabinet is drilled for 1 set of shelf pin holes for shelf (shelves) to align with mullions.

Cabinet interiors are Natural Maple – Stained or painted interiors must be ordered, if desired.

Supplied with removable moulding for one piece glass (add cost of glass).

For glass inserts, see choices and pricing at the end of this section.

True-Lite Mullions - \$138 list per lite (Code:TDL)

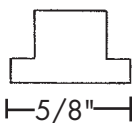
\$145 list per lite for Victorian Door(Must specify)(Code:TDLV)

Clear glass for true-lite mullion – \$178 list per door

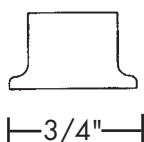
Premium glass for true-lite mullion – \$219 list per door

Mullion Profiles

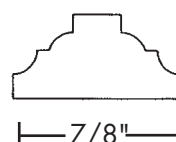
Mullion Profiles will match framing bead on door whenever possible.



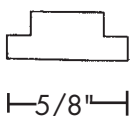
Mullion profile for all doors with Square Framing Bead, and Victorian doors.



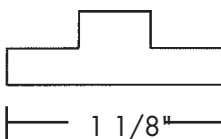
Mullion profile for Doors with Cascade Framing Bead



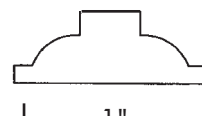
Mullion profile for Doors with Artistic Framing Bead



Mullion profile for Colonial Door Style



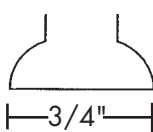
Mullion profile for Door Style with One Step Bead



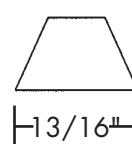
Mullion profile for Doors with Elegant Framing Bead and Florentine Doors.




Mullion profile for Door Styles with "S" Bead Framing Bead Stain Only)



Mullion profile for Doors with Regular & Tuscan Frame Beads and doors with 3/8 and 5/16 framing bead. Includes #2800 Monroe, #8000 Rockefeller, #8100 Vanderbilt and #8600 Carnegie.



Mullion profile for Door Styles with 30° Slant Raise




Frame Only Door

Made for one piece glass (add cost of glass).

Ordering Code: FDOOR *Price: \$138 per door

*Must add appropriate door premiums.



2 3/8" If not Specified


Frame Only Door - One Piece

Made for one piece glass (add cost of glass).

(For #305 and #CM-505 Doors)

Ordering Code: FDOOR 1 PC *Price: \$420 per door

*Must add appropriate door premiums




Shown with 6 Lites

Mullion Doors with Equal Lites

Made for one piece glass or insert (add cost of glass or optional insert).

No. Lites	Ordering Code	*Price
4	MDE4	\$251
6	MDE6	\$342
8	MDE8	\$435
10	MDE10	\$527

*Must add appropriate door premiums




Mullion Door with Nine Unequal Lites

Made for one piece glass (add cost of glass).

Shelves will not align with mullions.

Ordering Code: MDUE9 *Price: \$413

**Must add appropriate door premiums*



Shown with 5 Lites

Diamond Mullion


Made for one piece glass (add cost of glass).

Shelves will not align with mullions.

True -Lites Not Available

No. Lites	Ordering Code	*Price
5	MDDIA5	\$458
7	MDDIA7	\$549
9	MDDIA9	\$641

**Must add appropriate door premiums*



Shown with 6 Lites


Quarter Circle Mullion

Made for one piece glass (add cost of glass).

No. Lites	Ordering Code	Price*
4	MDQC4	\$509
6	MDQC6	\$599
8	MDQC8	\$693

**Must add appropriate door premium*

Also available in Victorian, Palermo, Florentine, Tuscany and Manor House door styles. Upcharge for these styles =Add \$1862 list to the cost of 4, 6 or 8 lite Mullions.



Shown with 8 Lites


Half Circle Mullion

Made for one piece glass (add cost of glass).

No. Lites	Ordering Code	*Price
6	MDHC6	\$824
8	MDHC8	\$915
10	MDHC10	\$1007

*Must add appropriate door premiums

Also available in Victorian, Palermo, Florentine, Tuscany and Manor House door styles. Upcharge for these styles =Add \$1755 list to the cost of 6, 8 or 10 lite Mullions.



Shown with 6 lites

Harp Mullion

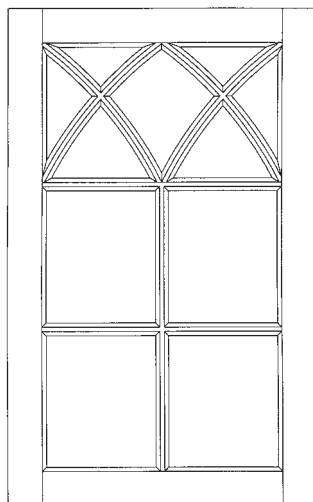
Made for one piece glass (add cost of glass).

No. Lites	Ordering Code	*Price
4	MDHP4	\$559
6	MDHP6	\$649
8	MDHP8	\$743

*Must add appropriate door premiums

Also available in Victorian, Palermo, Florentine, Tuscany and Manor House door styles. Upcharge for these styles =Add \$2068 list to the cost of 4, 6 or 8 lite Mullions.

True-Lites Not Available



* Regular Frame Bead Only

Maximum Door size is 21" x 48"

Curved Mullion

Made for one piece glass (add cost of glass).

For Stain Finishes:

Ordering Code	Price
MDCU4 (4/4 Door)	\$1080
MDCU5 (5/4 Door)	\$1215


For Paint Finishes:

All Curved Mullion MDF doors look similar to curved mullion doors, but without seams that would normally move and crack with changes in humidity which makes the MDF door excellent for painting.

Ordering Code	Price
MDCU4MDF (4/4 Door)	\$1955
MDCU5MDF (5/4 Door)	\$2170

*Must add appropriate door premiums

True-Lites Not Available



Regular Framing Bead Only

Double Curved Mullion Door

Made for one piece glass (add cost of glass). Shelves will not align with mullions.

For Stain Finishes:

Ordering Code	Price
MDDCU4 (4/4 Door)	\$1588
MDDCU5 (5/4 Door)	\$2284

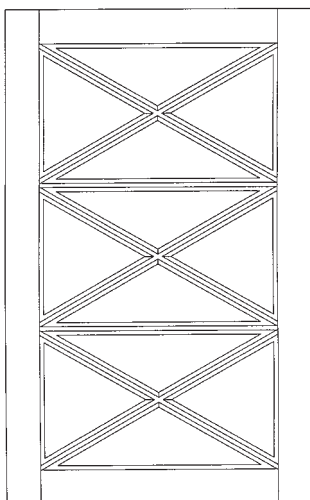
For Paint Finishes:

All Curved Mullion MDF doors look similar to curved mullion doors, but without seams that would normally move and crack with changes in humidity which makes the MDF door excellent for painting.

Ordering Code	Price
MDDCU4MDF (4/4 Door)	\$2350
MDDCU5MDF (5/4 Door)	\$2580

*Must add appropriate door premiums

True-Lites Not Available



Mullion Door - X Style

Made for one piece glass (add cost of glass).

Ordering Code	Price
MULX4 (4 Lites)	\$338
MULX8 (8 Lites)	\$675
MULX12 (12 Lites)	\$1013
MULX16 (16 Lites)	\$1350

*Must add appropriate door premiums